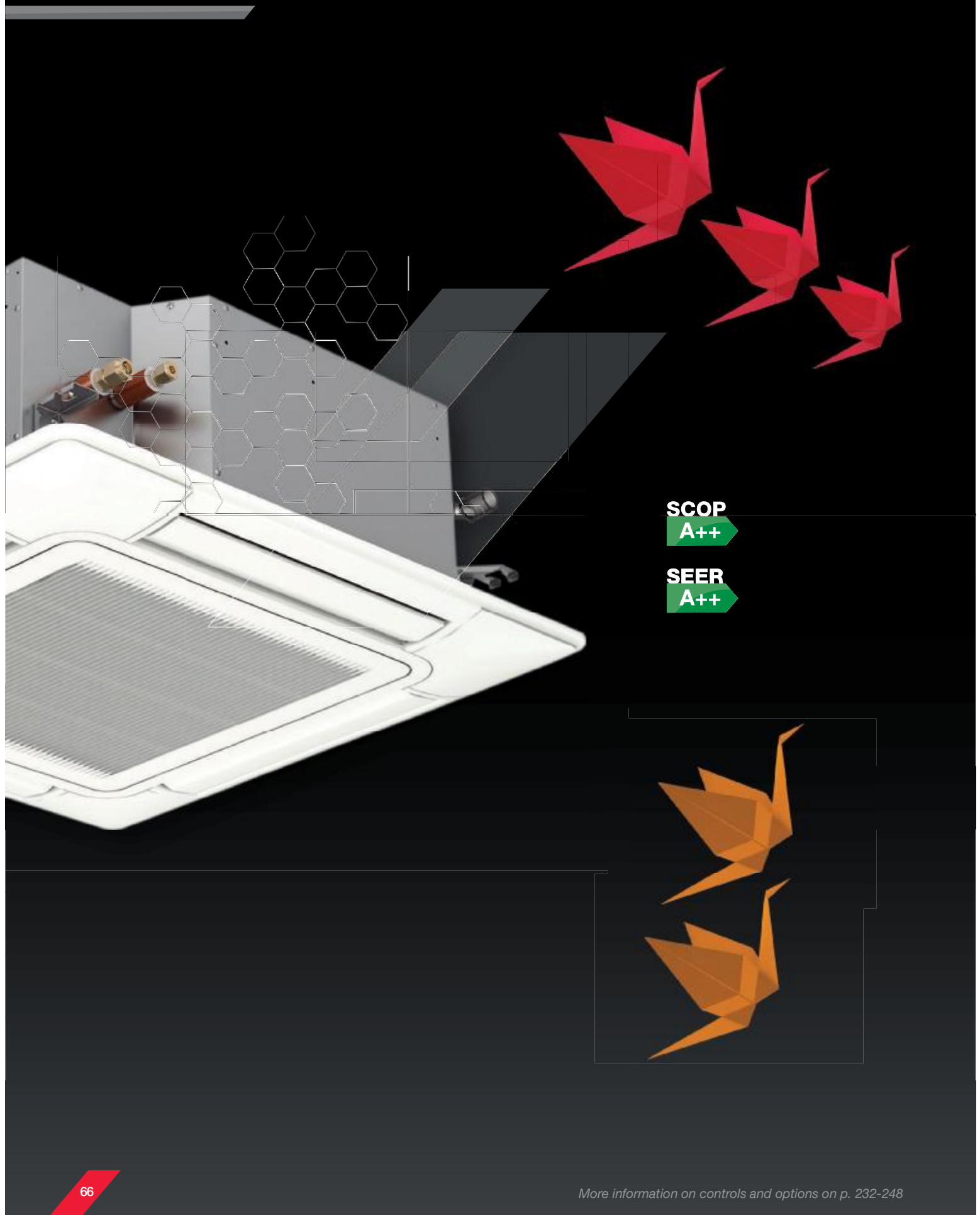


CASSETTE



SCOP
A++

SEER
A++

CASSETTE

Hitachi's cassettes are an efficient, economical and discrete solution for all commercial spaces, including shops and offices.

SCOP
3.80



MONOZONE Mini 4-way cassette

RAI 25 - 50 RPA _____ pages 70 and 71

COP
3.65



UTOPIA ES 4-way cassette

RCI 3 - 6 FSN3Ei _____ pages 72 and 73
RCI 3 - 6 FSN3Ek _____ pages 72 and 73

COP
4.13



UTOPIA IVX COMFORT 4-way cassette

RCI 3 - 6 FSN3Ei _____ pages 74 and 75
RCI 3 - 6 FSN3Ek _____ pages 74 and 75

COP
4.50



UTOPIA IVX PREMIUM 4-way cassette

RCI 2 - 6 FSN3Ei _____ pages 76 and 77

COP
4.57



UTOPIA IVX COMFORT High efficiency 4-way cassette

RCI 3 - 6 FSN3 _____ pages 78 and 79
RCI 3 - 6 FSN3Ek _____ pages 78 and 79

COP
5.16



UTOPIA IVX PREMIUM High efficiency 4-way cassette

RCI 2 - 6 FSN3 _____ pages 80 and 81

COP
3.15




UTOPIA IVX CENTRIFUGAL Standard or high efficiency 4-way cassette

RCI 5 FSN3Ei - RCI 5 FSN3Ei/k _____ pages 82 and 83

CASSETTE

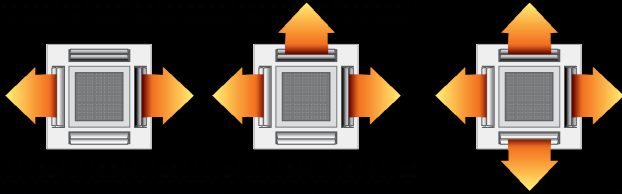
GUARANTEED PERFORMANCE AND DISCRETION



Functions

INDEPENDENT "SILKY FLOW" LOUVRES

Louvres designed to increase the Coanda effect and are independently adjusted for greater comfort (High Performance Cassette, optional panel only)



BUILT-IN MOTION SENSOR

The operational functions of the cassette are changed by a presence in the room (optional panel only)

MULTIPLE FUNCTIONS ARE INSTALLED AS STANDARD

Window switch, thermostat control, drainage pump and high-tech filter

HEATING GUARANTEED AS LOW AS -20°C.

Heating guaranteed in temperatures as low as -20°C outside with the High Performance cassette and down to -15°C for the rest of the Cassette range.

SCOP
A++

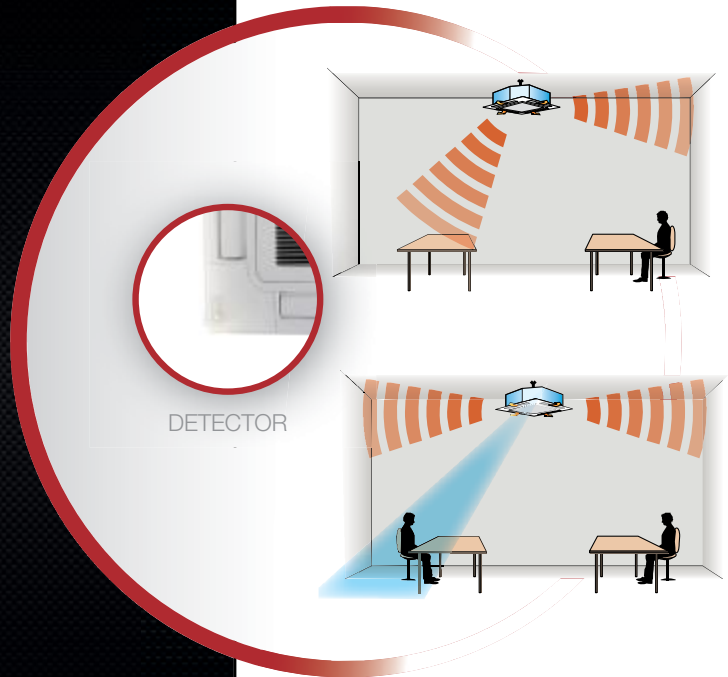
SCOP
4.77

SEER
A++

SEER
7.88

SYSTEM
FREE

A wide range which meets all your needs










- Direction of the airflow
- Temperature setting
- Automatic shut-down.

CASSETTE



Wide range

		Nominal cooling output (kW)							
		2.5	3.5	5.0	6.0	7.10	10	12.5	14
	MONOZONE <i>(pages 70 and 71)</i>	/	/	/					
	FSN3Ei ES <i>(pages 72 and 73)</i>					/	/	/	/
	FSN3Ei/k COMFORT <i>(pages 74 and 75)</i>					/	/	/	/
	FSN3Ei/k PREMIUM <i>(pages 76 and 77)</i>			/	/	/	/	/	/
	FSN3 COMFORT <i>(pages 78 and 79)</i>					/	/	/	/
	FSN3 PREMIUM <i>(pages 80 and 81)</i>			/	/	/	/	/	/
	FSN3 CENTRIFUGAL <i>(pages 82 and 83)</i>							/	

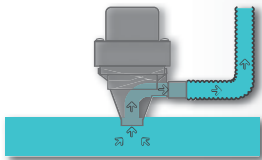
MONOZONE MINI 4-WAY CASSETTE

**SCOP
A**

**SEER
A+**



RAI 25-50RPA



DRAINAGE PUMP INCLUDED



INFRA-RED REMOTE
CONTROL RAR-5E2*



INFRA-RED WIRED
REMOTE CONTROL
PX-RCDB**



RAC 25-35NPA



RAC 50NPA

Indoor units

- ✓ Nominal cooling capacities 2.5kW to 5.0kW
- ✓ Nominal heating capacities 3.5kW to 6.2kW
- ✓ Mini 600 x 600 cassette design fits standard ceiling module, minimising installation work
- ✓ All Hitachi's RAC units offer high seasonal efficiencies, with models in the Monozone range achieving up to SEER A+ 5.8/SCOP A 3.8
- ✓ Flexible 2-Way, 3-Way or 4-Way air outlets with auto-oscillation
- ✓ Heating mode lock - suitable for BREEAM assessed buildings where cooling mode might not be accepted or simply where cooling is not required
- ✓ Volt Free control of the air conditioning system - can be used to turn the unit on/off remotely after receiving a signal such as key-card, door or window switch, specifically useful in hotel rooms to prevent unnecessary use. Accessory SPX WDC2 is required.


Remote controllers

- ✓ 24-hour, 7-day Infra-red remote controller
- ✓ ECO operation energy saving function Leave Home Function - set temperature at 10°C automatically when no one is at home for up to 99 days
- ✓ Weekly Timer - 6 patterns
- ✓ Heating/Cooling Only operation - 2 ways of setting
- ✓ Room temperature display.

* Standard
** Optional

DC Inverter Outdoor unit

- ✓ As the pioneer of DC Inverter driven room air conditioners our units boast the significant advantage of all DC Inverter driven compressors and fans allowing precise control of capacity and temperature.



RAI 25-50RPA



MONOZONE MINI 4-WAY CASSETTE

INDOOR UNITS

		RAI-25RPA	RAI-35RPA	RAI-50RPA
Nominal Cooling Capacity (min - max)	<i>kW</i>	2.5 (0.9 - 3.0)	3.5 (0.9 - 4.0)	5.0 (0.9 - 5.2)
Cooling Sensible Capacity	<i>kW</i>	2.0	2.9	3.8
UK Cooling Capacity (sensible)	<i>kW</i>	2.3 (1.8)	3.2 (2.0)	4.1 (3.0)
Nominal Heating Capacity (min - max)	<i>kW</i>	3.5 (0.9 - 5.0)	4.8 (0.9 - 6.6)	6.2 (0.9 - 7.6)
Nominal Cooling Power Input (min - max)	<i>kW</i>	0.69 (0.15 - 1.05)	1.10 (0.15 - 1.28)	1.99 (0.15 - 2.20)
Nominal Heating Power Input (min - max)	<i>kW</i>	0.94 (0.15 - 1.40)	1.36 (0.11 - 1.92)	2.16 (0.15 - 2.70)
Seasonal Efficiency SEER ⁽⁴⁾		5.7	5.8	5.2
Energy Efficiency Class		A+	A+	A
Annual Energy Consumption	<i>kWh/yr</i>	150	210	340
Seasonal Efficiency SCOP ⁽⁴⁾ (Average Climate)		3.8	3.8	3.8
Energy Efficiency Class		A	A	A
Annual Energy Consumption	<i>kWh/yr</i>	1,000	1,310	1,560
Nominal Load Efficiency EER / COP ⁽⁵⁾		3.60 / 3.72	3.18 / 3.53	2.51 / 2.87
Energy Class (Cool/Heat)		A / A	B / B	E / D
Noise Level Cooling (sound pressure) (SL / L / M / H) ⁽²⁾	<i>dB(A)</i>	25/29/32/35	26/29/34/39	29/32/35/43
Noise Level Heating (sound pressure) (SL / L / M / H) ⁽²⁾	<i>dB(A)</i>	27/30/33/36	29/32/36/40	30/32/36/43
Noise level (sound power) ⁽¹⁾	<i>dB(A)</i>	50	58	58
Air flow cooling mode (SL / L / M / H)	<i>m³/h</i>	330/348/420/510	330/348/480/648	330/348/480/720
Air flow heating mode (SL / L / M / H)	<i>m³/h</i>	330/348/420/510	330/348/480/648	330/348/480/720
Dehumidification	<i>l/h</i>	1.4	1.8	2.0
Dimensions (H x W x D)	<i>mm</i>	285x580x580	285x580x580	285x580x580
Weight	<i>kg</i>	20.0	20.0	20.0
Panel dimensions (H x W x D)		32x650x650	32x650x650	32x650x650
Panel weight		4.0	4.0	4.0
Panel reference		RAI-ECPP	RAI-ECPP	RAI-ECPP
Included drain pump		yes	yes	yes
Condensate Pump Lift	<i>mm</i>		115	
Power supply		35 V DC from outdoor unit		
Drain diameter (ext)		φ16mm	φ16mm	φ16mm
Remote Control (standard)		Infra red RAR-5E2	Infra red RAR-5E2	Infra red RAR-5E2

OUTDOOR UNITS

		RAC-25NPA	RAC-35NPA	RAC-50NPA
Noise level cooling (sound pressure) (night mode) ⁽³⁾	<i>dB(A)</i>	46	47	50
Noise level heating (sound pressure) (night mode) ⁽³⁾	<i>dB(A)</i>	46	49	52
Noise level (sound power) ⁽¹⁾	<i>dB(A)</i>	65	65	65
Air flow (Cooling / Heating)	<i>m³/h</i>	1620 / 1620	1620 / 1620	2160 / 2160
Dimensions (H x W x D)	<i>mm</i>	570x750x280	570x750x280	650x850x298
Weight	<i>kg</i>	38.0	38.0	45.0
Piping diameter (Liquid / Gas)	<i>Inch</i> <i>mm</i>	1/4 - 3/8 6.35 - 9.52	1/4 - 3/8 6.35 - 9.52	1/4 / 1/2 6.35 - 12.70
Minimum Piping Length	<i>m</i>	5.0	5.0	5.0
Maximum Piping Length / Height Difference	<i>m</i>	20 / 10	20 / 10	20 / 10
Current Quantity of Refrigerant	<i>kg</i>	1.15	1.15	1.40
Chargeless / Additional Refrigerant Charge	<i>m / g/m</i>	20 / -	20 / -	20 / -
Power supply		AC 220-240V/1ph/50Hz	AC 220-240V/1ph/50Hz	AC 220-240V/1ph/50Hz
Recommended fuse size	<i>A</i>	16	16	16
Starting current	<i>A</i>	4.2	4.2	10.0
Running current (cooling / heating)	<i>A</i>	3.20-2.93 / 4.30-3.96	4.94-4.72 / 6.04-5.77	9.2-8.4 / 10.6-9.7
Interconnecting Cables	<i>No.</i>	2 (screened) + E	2 (screened) + E	2 (screened) + E
Working Range (cooling / heating)	<i>°C</i>	-10°C~43°C / -15°C~21°C	-10°C~43°C / -15°C~21°C	-10°C~43°C / -15°C~21°C
Refrigerant / GWP		R410A / 1975	R410A / 1975	R410A / 1975
Compressor type		Twin Rotary	Twin Rotary	Twin Rotary

(1) Sound power level is the A-weighted sound power level [dB(A)] measured at standard rated conditions for the «cooling» mode operation in accordance to EN12102

(2) Sound pressure level is measured at 0.8m beneath unit and 1.5m from discharge grille in anechoic chamber

(3) Sound pressure level is measured at 1.0m from front face of unit, 1.5m above the ground in anechoic chamber

(4) Data calculated in accordance to prEN14825 and the Commission Communication 2012/C 172/01

(5) Nominal load efficiency (Cooling 35°C/27°C, Heating 7°C/20°C)

UTOPIA ES 4-WAY CASSETTE

SCOP
A

SEER
B



RCI 3-6FSN3Ei

Indoor units

- ✓ Nominal cooling capacities 7.1kW to 14.0kW
- ✓ Nominal heating capacities 8.0kW to 16.0kW
- ✓ Standard 900mm x 900mm design
- ✓ Super High Stream turbo fan with curved blades for 20% increased efficiency with noise levels as low as 28dB(A)
- ✓ High ceiling adaptability
- ✓ Built-in condensate drain pump
- ✓ Access to components from below.



PC ARF



PC ART

Remote controllers

- ✓ Advanced PC-ARF wired LED controller (inc. 7-day time clock)
 - Louvre control
 - 5 time ranges with different temperatures (reduced, weekly, holiday etc)
 - Service menu and optional function menus, *add your contact details to be shown when there is an error*
- ✓ Standard PC-ART wired remote controller (inc. 7-day time clock)
 - Louvre control
 - 4 programmable weekly schedules
 - Service menu, optional function menu and fault diagnostic
- ✓ Alternative option: infra-red or simplified remote control - see pages 238-239.



RAS 3HVRNS3



RAS 4-6H(V)RNS3E

Outdoor units

- ✓ Compact design – single fan (up to 6HP)
- ✓ SCOP of up to 3.83 A rating and SEER of up to 4.62 B rating
- ✓ Available in single phase and three phase.



RCI 3-6FSN3Ei

SYSTEM
FREE



UTOPIA ES

4-WAY CASSETTE

INDOOR UNITS

		RCI 3.0FSN3E/k	RCI 4.0FSN3E/k	RCI 5.0FSN3E/k	RCI 6.0FSN3E/k
Nominal Cooling Capacity (min - max) ⁽¹⁾	kW	7.1 (3.2 - 8.0)	10 (4.5 - 11.2)	12.5 (5.7 - 14.0)	14.0 (6.0 - 16.0)
Nominal Heating Capacity (min - max) ⁽²⁾	kW	8.0 (3.5 - 10.6)	11.2 (5.0 - 14.0)	14.0 (5.0 - 16.0)	16.0 (5.0 - 18.0)
UK Cooling Capacity (sensible) ⁽³⁾	kW	7.4 (5.8)	10.3 (8.1)	12.7 (9.4)	15.2 (11.1)
Seasonal Efficiency SEER ⁽⁴⁾		4.62	4.62	na	na
Energy Efficiency Class		B	B	*	*
Seasonal Efficiency SCOP ⁽⁴⁾ (Average Climate)		3.81	3.83	na	na
Energy Efficiency Class		A	A	*	*
Nominal Load Efficiency EER / COP ⁽⁵⁾		3.01 / 3.65	3.3 / 3.65	2.91 / 3.24	2.45 / 2.88
Energy Class (Cool/Heat)		B / A	B / A	C / C	E / D
Noise Level (sound pressure) (L / M / H) ⁽⁶⁾	dB(A)	30/32/34	33/35/38	35/37/35	36/40/42
Noise level (sound power) ⁽⁶⁾	dB(A)	56	60	61	64
Air flow cooling mode (L / M / H)	m ³ /h	1200/1380/1560	1440/1680/1920	1500/1740/2040	1620/1920/2220
Dimensions (H x W x D)	mm	298 x 840 x 840	298 x 840 x 840	298 x 840 x 840	298 x 840 x 840
Weight	kg	26	29	29	29
Fascia Panel (FSN3Ei)		P-N23NA			
Fascia Panel (FSN3Ek)		P-AP160NAE (with Motion Sensor) P-AP160NA1 (without Motion Sensor)			
Fascia Panel Dimensions	mm	37 x 950 x 950	37 x 950 x 950	37 x 950 x 950	37 x 950 x 950
Fascia Panel Weight	kg	6	6	6	6
Included Condensate Pump		yes	yes	yes	yes
Condensate Pump Lift		850 mm from the bottom edge of the unit			
Drain Diameter (ext)		φ32mm	φ32mm	φ32mm	φ32mm
Piping Diameter (Liquid / Gas)	Inch mm	3/8 / 5/8 9.53 / 15.88	3/8 / 5/8 9.53 / 15.88	3/8 / 5/8 9.53 / 15.88	3/8 / 5/8 9.53 / 15.88
Power Input	w	56	108	108	108
Power supply		230V / 1Ph / 50Hz	230V / 1Ph / 50Hz	230V / 1Ph / 50Hz	230V / 1Ph / 50Hz
Recommended fuse size	A	5	5	5	5
Remote Controller		PC ART (PC-ARF, infra-red and simplified model optional)			

OUTDOOR UNITS

		RAS 3HVRNS3	RAS 4H(V)RNS3E	RAS 5H(V)RNS2E	RAS 6H(V)RNS2E
Power supply (10/30)		230V / 1Ph / 50Hz	(230V / 1Ph / 50Hz) - 400V / 3Ph / 50Hz		
Noise level cooling (sound pressure) (night mode) ⁽⁷⁾	dB(A)	48 (46)	50 (48)	52 (50)	55 (53)
Noise level heating (sound pressure) ⁽⁷⁾	dB(A)	50	52	54	57
Noise level (sound power) ⁽⁶⁾	dB(A)	66	70	71	72
Air flow (Cooling / Heating)	m ³ /h	2682	3720	4080	4800
Dimensions (H x W x D)	mm	600x792x300	800x950x370	800x950x370	800x950x370
Weight	kg	44	67	83	83
Piping diameter (Liquid / Gas)	Inch mm	3/8 / 5/8 9.53 / 15.88	3/8 / 5/8 9.53 / 15.88	3/8 / 5/8 9.53 / 15.88	3/8 / 5/8 9.53 / 15.88
Minimum Piping Length	m	5	5	5	5
Maximum Piping Length / Height Difference	m	50 / 30	70 / 30	50 / 30	50 / 30
Current Quantity of Refrigerant	kg	1.90	2.90	2.9	2.9
Chargeless / Additional Refrigerant Charge	m / g/m	30 / 50	30 / 70	30 / 60	30 / 60
Recommended fuse size - 1Ph/3Ph	A	25/-	32/16	32/16	32/16
Starting current - 1Ph/3Ph	A	<10	<10	<10	<10
Running current (cooling / heating) 1Ph (3Ph)	A	10.0 / 8.8 (-/-)	11.3 / 11.3 (4.1 / 4.1)	18.4 / 18.5 (6.5 / 6.6)	24.6 / 23.8 (8.7 / 8.4)
Interconnecting Cables	No.	LNE + 2 core screened			
Working Range (cooling / heating)	°C	-5°C~43(db)°C / -20(wb)°C~15(wb)°C			
Refrigerant / GWP		R410a / 1975	R410a / 1975	R410a / 1975	R410a / 1975
Compressor type		Scroll	Rotary	Scroll	Scroll
System Price - FSN3Ei (1Ph)	(£)				
System Price - FSN3Ei (3Ph)	(£)	-			
System Price - FSN3Ek (1Ph) (P-AP160NAE)	(£)				
System Price - FSN3Ek (3Ph) (P-AP160NAE)	(£)	-			
System Price - FSN3Ek (1Ph) (P-AP160NA1)	(£)				
System Price - FSN3Ek (3Ph) (P-AP160NA1)	(£)	-			

(1) Nominal Cooling: Internal temperature 27°C db (19°C wb) - Ambient 35°C

(2) Nominal Heating: Internal temperature 20°C - Ambient 7°C db (6°C wb)

(3) UK Cooling: Internal Temperature 23°C db (16°C wb) - Ambient 30°C

(4) Data calculated in accordance to prEN14825 and the Commission Communication 2012/C 172/01

(5) Nominal load efficiency (Cooling 35°C/27°C, Heating 7°C/20°C)

(6) Sound pressure level is measured at 1.5m below the unit (Measured in an anechoic chamber)

(7) Sound pressure level is measured at 1.0m from the unit front surface and 1.5m from floor level (Measured in an anechoic chamber)

(8) Sound power level is the A-weighted sound power level [dB(A)] measured at standard rated conditions for the «cooling» mode operation in accordance to EN12102.

UTOPIA IVX COMFORT

4-WAY CASSETTE

SCOP
A+

SEER
A+



RCI 3-6FSN3Ei

Indoor units

- /// Nominal cooling capacities
7.1kW to 14.0kW
- /// Nominal heating capacities
8.0kW to 16.0kW
- /// Standard 900mm x 900mm design
- /// Super High Stream turbo fan with curved blades for 20% increased efficiency with noise levels as low as 28dB(A)
- /// High ceiling adaptability
- /// Built-in condensate drain pump
- /// Access to components from below.



PC ARF



PC ART

Remote controllers

- /// Advanced PC-ARF wired LED controller (inc. 7-day time clock)
 - Louvre control
 - 5 time ranges with different temperatures (reduced, weekly, holiday etc)
 - Service menu and optional function menus, *add your contact details to be shown when there is an error*
- /// Standard PC-ART wired remote controller (inc. 7-day time clock)
 - Louvre control
 - 4 programmable weekly schedules
 - Service menu, optional function menu and fault diagnostic
- /// Alternative option: infra-red or simplified remote control - see pages 238-239.



RAS 3HVNC1



RAS 4-5-6H(V)NC1E

Outdoor units

- /// Compact design - single fan (up to 6HP)
- /// Fully ErP compliant
- /// Available in single phase and three phase



RCI 3-6FSN3Ei

SYSTEM
FREE

DC
INVERTER

R-410A

R-410A
replace
R-407C | R-22

UTOPIA IX COMFORT 4-WAY CASSETTE

INDOOR UNITS

		RCI 3.0FSN3Ei/k	RCI 4.0FSN3Ei/k	RCI 5.0FSN3Ei/k	RCI 6.0FSN3Ei/k
Nominal Cooling Capacity (min - max) ⁽¹⁾	kW	7.1 (3.2 - 8.0)	10 (4.5 - 11.2)	12.5 (5.7 - 14.0)	14.0 (6.0 - 16.0)
Nominal Heating Capacity (min - max) ⁽²⁾	kW	8.0 (3.5 - 10.6)	11.2 (5.0 - 14.0)	14.0 (5.0 - 16.0)	16.0 (5.0 - 18.0)
UK Cooling Capacity (sensible) ⁽³⁾	kW	7.7 (6.1)	10.6 (8.3)	13.2 (9.8)	15.6 (11.4)
Seasonal Efficiency SEER ⁽⁴⁾		5.48	5.75	-	-
Energy Efficiency Class		A	A+	-	-
Seasonal Efficiency SCOP ⁽⁴⁾ (Average Climate)		3.95	4.21	-	-
Energy Efficiency Class		A	A+	-	-
Nominal Load Efficiency EER / COP ⁽⁵⁾		3.01 / 3.83	3.2 / 4.13	3.3 / 3.73	3.07 / 3.38
Energy Class (Cool/Heat)		B / B	A / A	A / A	B / C
Noise Level (sound pressure) (L / M / H) ⁽⁶⁾	dB(A)	30/32/34	33/35/38	35/37/35	36/40/42
Noise level (sound power) ⁽⁶⁾	dB(A)	56	60	61	64
Air flow cooling mode (L / M / H)	m ³ /h	1200/1380/1560	1440/1680/1920	1500/1740/2040	1620/1920/2220
Dimensions (H x W x D)	mm	298 x 840 x 840	298 x 840 x 840	298 x 840 x 840	298 x 840 x 840
Weight	kg	26	29	29	29
Fascia Panel (FSN3Ei)		P-N23NA			
Fascia Panel (FSN3Ek)		P-AP160NAE (with Motion Sensor) P-AP160NA1 (without Motion Sensor)			
Fascia Panel Dimensions	mm	37 x 950 x 950	37 x 950 x 950	37 x 950 x 950	37 x 950 x 950
Fascia Panel Weight	kg	6	6	6	6
Included Condensate Pump		yes	yes	yes	yes
Condensate Pump Lift					
Drain Diameter (ext)		φ32mm	φ32mm	φ32mm	φ32mm
Piping Diameter (Liquid / Gas)	Inch mm	3/8 / 5/8 9.53 / 15.88	3/8 / 5/8 9.53 / 15.88	3/8 / 5/8 9.53 / 15.88	3/8 / 5/8 9.53 / 15.88
Power Input	w	56	108	108	108
Power supply		230V / 1Ph / 50Hz	230V / 1Ph / 50Hz	230V / 1Ph / 50Hz	230V / 1Ph / 50Hz
Recommended fuse size	A	5	5	5	5
Remote Controller		PC ART (PC-ARF, infra-red and simplified model optional)			

OUTDOOR UNITS

		RAS 3H(V)NC1	RAS 4H(V)NC1E	RAS 5H(V)NC1E	RAS 6H(V)NC1E
Power supply (10/30)		230V / 1Ph / 50Hz	(230V / 1Ph / 50Hz) - 400V / 3Ph / 50Hz		
Noise level cooling (sound pressure) (night mode) ⁽⁷⁾	dB(A)	48 (46)	52 (50)	52 (50)	55 (53)
Noise level heating (sound pressure) ⁽⁷⁾	dB(A)	50	54	54	57
Noise level (sound power) ⁽⁸⁾	dB(A)	66	68	68	71
Air flow (Cooling / Heating)	m ³ /h	2682	3720	4080	4800
Dimensions (H x W x D)	mm	600 x 792 x 300	1140 x 950 x 370	1140 x 950 x 370	1140 x 950 x 370
Weight	kg	44	79	89	89
Piping diameter (Liquid / Gas)	Inch mm	3/8 / 5/8 9.53 / 15.88	3/8 / 5/8 9.53 / 15.88	3/8 / 5/8 9.53 / 15.88	3/8 / 5/8 9.53 / 15.88
Minimum Piping Length	m	5	5	5	5
Maximum Piping Length / Height Difference	m	50 / 30	70 / 30	75 / 30	75 / 30
Current Quantity of Refrigerant	kg	1.9	3.2	3.2	3.2
Chargeless / Additional Refrigerant Charge	m / g/m	20 / 40	30 / 40	30 / 60	30 / 60
Recommended fuse size - 1Ph/3Ph	A	20/-	32/16	32/16	32/16
Starting current - 1Ph/3Ph	A	<10	<10	<10	<10
Running current (cooling / heating) 1Ph (3Ph)	A	9.4/8.3 (-/-)	11.2/10.1 (4.1/3.7)	15.5/15.1 (5.7/5.5)	18.1/19.0 (6.6/6.9)
Interconnecting Cables	No.	LNE + 2 core screened			
Working Range (cooling / heating)	°C	-5°C~-46(db)°C / -20(wb)°C~15(wb)°C			
Refrigerant / GWP		R410a / 1975	R410a / 1975	R410a / 1975	R410a / 1975
Compressor type		Scroll	Scroll	Scroll	Scroll
System Price - FSN3Ei (1Ph)					
System Price - FSN3Ei (3Ph)		-			
System Price - FSN3Ek (1Ph) (P-AP160NAE)					
System Price - FSN3Ek (3Ph) (P-AP160NAE)		-			
System Price - FSN3Ek (1Ph) (P-AP160NA1)					
System Price - FSN3Ek (3Ph) (P-AP160NA1)		-			

(1) Nominal Cooling: Internal temperature 27°C db (19°C wb) - Ambient 35°C

(2) Nominal Heating: Internal temperature 20°C - Ambient 7°C db (6°C wb)

(3) UK Cooling: Internal Temperature 23°C db (16°C wb) - Ambient 30°C

(4) Data calculated in accordance to prEN14825 and the Commission Communication 2012/C 172/01

(5) Nominal load efficiency (Cooling 35°C/27°C, Heating 7°C/20°C)

(6) Sound pressure level is measured at 1.5m below the unit (Measured in an anechoic chamber)

(7) Sound pressure level is measured at 1.0m from the unit front surface and 1.5m from floor level (Measured in an anechoic chamber)

(8) Sound power level is the A-weighted sound power level [dB(A)] measured at standard rated conditions for the «cooling» mode operation in accordance to EN12102.

UTOPIA IVX PREMIUM 4-WAY CASSETTE

SCOP
A+

SEER
A++



RCI 2-6FSN3Ei

Indoor units

- /// Nominal cooling capacities 5.0kW to 14.0kW
- /// Nominal heating capacities 5.6kW to 16.0kW
- /// Standard 900mm x 900mm design
- /// Super High Stream turbo fan with curved blades for 20% increased efficiency with noise levels as low as 28dB(A)
- /// High ceiling adaptability
- /// Built-in condensate drain pump
- /// Access to components from below.



PC ARF



PC ART

Remote controllers

- /// Advanced PC-ARF wired LED controller (inc. 7-day time clock)
 - Louvre control
 - 5 time ranges with different temperatures (reduced, weekly, holiday etc)
 - Service menu and optional function menus, *add your contact details to be shown when there is an error*
- /// Standard PC-ART wired remote controller (inc. 7-day time clock)
 - Louvre control
 - 4 programmable weekly schedules
 - Service menu, optional function menu and fault diagnostic
- /// Alternative option: infra-red or simplified remote control - see pages 238-239.



RAS 2-2.5HVNP1



RAS 3HVNP1E

RAS 4-6H(V)NP1E

Outdoor units

- /// New DC inverter compressor for improved low-speed and part-load seasonal performance
- /// SCOP of up to 4.25 A+ rating and SEER of up to 7.16 A++ rating
- /// All IVX Premium models are ErP compliant, exceeding the 2014 ErP Lot 10 standards.



RCI 2-6FSN3Ei

SYSTEM
FREE

DC
INVERTER

R-410A

R-410A
replace
R-407C | R-22

UTOPIA IX PREMIUM 4-WAY CASSETTE

INDOOR UNITS

		RCI 2.0FSN3E/k	RCI 2.5FSN3E/k	RCI 3.0FSN3E/k	RCI 4.0FSN3E/k	RCI 5.0FSN3E/k	RCI 6.0FSN3E/k
Nominal Cooling Capacity (min - max) ⁽¹⁾	<i>kW</i>	5.0 (2.2 - 5.6)	5.60 (2.20 - 6.30)	7.1 (3.2 - 8.0)	10 (4.5 - 11.2)	12.5 (5.7 - 14.0)	14.0 (6.0 - 16.0)
Nominal Heating Capacity (min - max) ⁽²⁾	<i>kW</i>	5.60 (2.20 - 7.10)	6.30 (2.20 - 8.00)	8.0 (3.5 - 10.6)	11.2 (5.0 - 14.0)	14.0 (5.0 - 16.0)	16.0 (5.0 - 18.0)
UK Cooling Capacity (sensible) ⁽³⁾	<i>kW</i>	5.3 (4.1)	5.9 (4.3)	7.7 (6.1)	10.6 (8.3)	13.2 (9.8)	15.6 (11.4)
Seasonal Efficiency SEER ⁽⁴⁾		5.82	5.64	6.63	7.16	-	-
Energy Efficiency Class		A+	A+	A++	A++	-	-
Seasonal Efficiency SCOP ⁽⁴⁾ (Average Climate)		4.01	4.36	4.00	4.25	-	-
Energy Efficiency Class		A+	A+	A+	A+	-	-
Nominal Load Efficiency EER / COP ⁽⁵⁾		3.60 / 4.06	3.46 / 4.00	3.97 / 4.40	4.02 / 4.5	3.47 / 3.90	3.16 / 3.7
Energy Class (Cool/Heat)		A+ / A+	A+ / A+	A++ / A	A++ / A+	A / A	A / A
Noise Level (sound pressure) (L / M / H) ⁽⁶⁾	<i>dB(A)</i>	28/30/32	28/30/32	30/32/34	33/35/38	35/37/35	36/40/42
Noise level (sound power) ⁽⁶⁾	<i>dB(A)</i>	54	54	56	60	61	64
Air flow cooling mode (L / M / H)	<i>m³/h</i>	720 / 840 / 960	900 / 1020 / 1200	1200/1380/1560	1440/1680/1920	1500/1740/2040	1620/1920/2220
Dimensions (H x W x D)	<i>mm</i>	248 x 840 x 840	248 x 840 x 840	298 x 840 x 840	298 x 840 x 840	298 x 840 x 840	298 x 840 x 840
Weight	<i>kg</i>	24	24	26	29	29	29
Fascia Panel (FSN3E)		P-N23NA					
Fascia Panel (FSN3Ek)		P-AP160NAE (with Motion Sensor) P-AP160NA1 (without Motion Sensor)					
Fascia Panel Dimensions	<i>mm</i>	37 x 950 x 950	37 x 950 x 950	37 x 950 x 950	37 x 950 x 950	37 x 950 x 950	37 x 950 x 950
Fascia Panel Weight	<i>kg</i>	6	6	6	6	6	6
Included Condensate Pump		yes	yes	yes	yes	yes	yes
Condensate Pump Lift		850 mm from the bottom edge of the unit					
Drain Diameter (ext)		φ32mm	φ32mm	φ32mm	φ32mm	φ32mm	φ32mm
Piping Diameter (Liquid / Gas)	<i>Inch</i> <i>mm</i>	1/4 / 5/8 6.35 / 15.88	3/8 / 5/8 9.53 / 15.88	3/8 / 5/8 9.53 / 15.88	3/8 / 5/8 9.53 / 15.88	3/8 / 5/8 9.53 / 15.88	3/8 / 5/8 9.53 / 15.88
Power Input	<i>w</i>	56	56	56	108	108	108
Power supply		230V / 1Ph / 50Hz	230V / 1Ph / 50Hz	230V / 1Ph / 50Hz	230V / 1Ph / 50Hz	230V / 1Ph / 50Hz	230V / 1Ph / 50Hz
Recommended fuse size	<i>A</i>	5	5	5	5	5	5
Remote Controller		PC ART (PC-ARF, infra-red and simplified model optional)					

OUTDOOR UNITS

		RAS 2HVNP1	RAS 2.5HVNP1	RAS 3HVNP1	RAS 4H(V)NP1E	RAS 5H(V)NP1E	RAS 6H(V)NP1E
Power supply (10/30)		230V / 1Ph / 50Hz	230V / 1Ph / 50Hz	230V / 1Ph / 50Hz	(230V / 1Ph / 50Hz) - 400V / 3Ph / 50Hz		
Noise level cooling (sound pressure) (night mode) ⁽⁷⁾	<i>dB(A)</i>	44 (42)	45 (43)	46 (42)	47 (43)	48 (44)	48 (45)
Noise level heating (sound pressure) ⁽⁷⁾	<i>dB(A)</i>	46	47	48	49	50	57
Noise level (sound power) ⁽⁸⁾	<i>dB(A)</i>	62	63	63	63	64	65
Air flow (Cooling / Heating)	<i>m³/h</i>	2436	2436	2700	4800	5400	6000
Dimensions (H x W x D)	<i>mm</i>	600 x 792 x 300	600 x 792 x 300	800 x 950 x 370	1380 x 950 x 370	1380 x 950 x 370	1380 x 950 x 370
Weight	<i>kg</i>	41	41	66	103	103	103
Piping diameter (Liquid / Gas)	<i>Inch</i> <i>mm</i>	1/4 / 1/2 6.35 / 12.7	1/4 / 1/2 6.35 / 12.7	3/8 / 5/8 9.53 / 15.88	3/8 / 5/8 9.53 / 15.88	3/8 / 5/8 9.53 / 15.88	3/8 / 5/8 9.53 / 15.88
Minimum Piping Length	<i>m</i>	5	5	5	5	5	5
Maximum Piping Length / Height Difference	<i>m</i>	50 / 30	50 / 30	50 / 30	75 / 30	75 / 30	75 / 30
Current Quantity of Refrigerant	<i>kg</i>	1.6	1.6	2.3	4.1	4.2	4.2
Chargeless / Additional Refrigerant Charge	<i>m / g/m</i>	30 / 30	30 / 30	30 / 40	30 / 60	30 / 60	30 / 60
Recommended fuse size - 1Ph/3Ph	<i>A</i>	16/-	20/-	20/-	32/16	32/16	32/16
Starting current - 1Ph/3Ph	<i>A</i>	<10	<10	<10	<10	<10	<10
Running current (cooling / heating) 1Ph (3Ph)	<i>A</i>	5.1/4.9 (-/-)	5.4/5.7 (-/-)	6.4/6.7 (-/-)	8.7/8.9 (3.2/3.2)	13.7/12.8 (5.0/4.7)	17.3/15.9 (6.3/5.8)
Interconnecting Cables	<i>No.</i>	LNE + 2 core screened					
Working Range (cooling / heating)	<i>°C</i>	-5°C~-46(db)°C / -20(wb)°C~-15(wb)°C					
Refrigerant / GWP		R410a / 1975	R410a / 1975	R410a / 1975	R410a / 1975	R410a / 1975	R410a / 1975
Compressor type		Scroll	Scroll	Rotary	Scroll	Scroll	Scroll

(1) Nominal Cooling: Internal temperature 27°C db (19°C wb) - Ambient 35°C

(2) Nominal Heating: Internal temperature 20°C - Ambient 7°C db (6°C wb)

(3) UK Cooling: Internal Temperature 23°C db (16°C wb) - Ambient 30°C

(4) Data calculated in accordance to prEN14825 and the Commission Communication 2012/C 172/01

(5) Nominal load efficiency (Cooling 35°C/27°C, Heating 7°C/20°C)

(6) Sound pressure level is measured at 1.5m below the unit (Measured in an anechoic chamber)

(7) Sound pressure level is measured at 1.0m from the unit front surface and 1.5m from floor level (Measured in an anechoic chamber)

(8) Sound power level is the A-weighted sound power level [dB(A)] measured at standard rated conditions for the «cooling» mode operation in accordance to EN12102

UTOPIA IVX COMFORT

HIGH EFFICIENCY

4-WAY CASSETTE

SCOP
A+

SEER
A+



RCI 3-6FSN3

Indoor units

- /// Nominal cooling capacities
7.1kW to 14.0kW
- /// Nominal heating capacities
8.0kW to 16.0kW
- /// Standard 900mm x 900mm design
- /// New heat exchanger and Super High Stream turbo fan with curved blades for 20% increased efficiency with noise levels as low as 28dB(A)
- /// Optional motion sensor adjusts heating and cooling levels as room occupancy changes allowing high energy savings
- /// Built-in condensate drain pump with ionic silver antibacterial pads to prevent mould and bacteria
- /// Suitable for installation in areas with high ceilings – ideal for retail and shopping centres.



PC ARF



MOTION SENSOR

Remote controllers

- /// Advanced PC-ARF wired LED controller (inc. 7-day time clock)
 - Louvre control
 - 5 time ranges with different temperatures (reduced, weekly, holiday etc)
 - Service menu and optional function menus, *add your contact details to be shown when there is an error*
- /// Alternative option: PC LH3B infra-red remote control - see pages 238-239.



RAS 3HVNC1



RAS 4-5-6H(V)NC1E

Outdoor units

- /// Compact design - single fan (up to 6HP)
- /// Fully ErP compliant with A++ seasonal efficiency
- /// Available in single phase and three phase



RCI 3-6FSN3

SYSTEM
FREE



UTOPIA IX COMFORT / HIGH EFFICIENCY 4-WAY CASSETTE



INDOOR UNITS

		RCI 3.0FSN3	RCI 4.0FSN3	RCI 5.0FSN3	RCI 6.0FSN3
Nominal Cooling Capacity (min - max) ⁽¹⁾	<i>kW</i>	7.1 (3.2 - 8.0)	10 (4.5 - 11.2)	12.5 (5.7 - 14.0)	14.0 (6.0 - 16.0)
Nominal Heating Capacity (min - max) ⁽²⁾	<i>kW</i>	8.0 (3.5 - 10.6)	11.2 (5.0 - 14.0)	14.0 (5.0 - 16.0)	16.0 (5.0 - 18.0)
UK Cooling Capacity (sensible) ⁽³⁾	<i>kW</i>	7.7 (6.2)	10.6 (8.2)	13.2 (9.5)	15.7 (10.8)
Seasonal Efficiency SEER ⁽⁴⁾		6.00	6.57	-	-
Energy Efficiency Class		A+	A++	-	-
Seasonal Efficiency SCOP ⁽⁴⁾ (Average Climate)		4.21	4.47	-	-
Energy Efficiency Class		A+	A+	-	-
Nominal Load Efficiency EER / COP ⁽⁵⁾		3.14 / 4.0	3.7 / 4.57	3.37 / 3.89	3.26 / 3.56
Energy Class (Cool/Heat)		A / A	A / A	A / A	A / B
Noise Level (sound pressure) (L/M/H/H2) ⁽⁶⁾	<i>dB(A)</i>	28/32/36/42	33/39/43/48	35/40/45/48	37/41/46/48
Noise level (sound power) ⁽⁶⁾	<i>dB(A)</i>	57	64	64	65
Air flow cooling mode (L/M/H/H2)	<i>m³/h</i>	840/1080/1380/1620	1200/1440/1860/2220	1260/1560/1980/2220	1320/1680/2100/2220
Dimensions (H x W x D)	<i>mm</i>	298 x 840 x 840	298 x 840 x 840	298 x 840 x 840	298 x 840 x 840
Weight	<i>kg</i>	26	26	26	26
Fascia Panel		P-AP160NAE (with Motion Sensor) P-AP160NA1 (without Motion Sensor)			
Fascia Panel Dimensions	<i>mm</i>	37 x 950 x 950	37 x 950 x 950	37 x 950 x 950	37 x 950 x 950
Fascia Panel Weight	<i>kg</i>	6.5	6.5	6.5	6.5
Included Condensate Pump		yes	yes	yes	yes
Condensate Pump Lift		850 mm from the bottom edge of the unit			
Drain Diameter (ext)		φ32mm	φ32mm	φ32mm	φ32mm
Piping Diameter (Liquid / Gas)	<i>Inch</i> <i>mm</i>	3/8 / 5/8 9.53 / 15.88	3/8 / 5/8 9.53 / 15.88	3/8 / 5/8 9.53 / 15.88	3/8 / 5/8 9.53 / 15.88
Power Input	<i>w</i>	57	127	127	127
Power supply		230V / 1Ph / 50Hz	230V / 1Ph / 50Hz	230V / 1Ph / 50Hz	230V / 1Ph / 50Hz
Recommended fuse size	<i>A</i>	5	5	5	5
Remote Controller		PC ARF (PC-ART, infra-red and simplified model optional)			

* Four fan speeds only available with PC-ARF wired controller or PC-LH3B infra-red controller/receiver kit

OUTDOOR UNITS

		RAS 3HVCN1	RAS 4H(V)NC1E	RAS 5H(V)NC1E	RAS 6H(V)NC1E
Power supply (10/30)		230V / 1Ph / 50Hz	(230V / 1Ph / 50Hz) - 400V / 3Ph / 50Hz		
Noise level cooling (sound pressure) (night mode) ⁽⁷⁾	<i>dB(A)</i>	48 (46)	52 (50)	52 (50)	55 (53)
Noise level heating (sound pressure) ⁽⁷⁾	<i>dB(A)</i>	50	54	54	57
Noise level (sound power) ⁽⁶⁾	<i>dB(A)</i>	66	68	68	71
Air flow (Cooling / Heating)	<i>m³/h</i>	2682	3720	4080	4800
Dimensions (H x W x D)	<i>mm</i>	600 x 792 x 300	1140 x 950 x 370	1140 x 950 x 370	1140 x 950 x 370
Weight	<i>kg</i>	44	79	89	89
Piping diameter (Liquid / Gas)	<i>Inch</i> <i>mm</i>	3/8 / 5/8 9.53 / 15.88	3/8 / 5/8 9.53 / 15.88	3/8 / 5/8 9.53 / 15.88	3/8 / 5/8 9.53 / 15.88
Minimum Piping Length	<i>m</i>	5	5	5	5
Maximum Piping Length / Height Difference	<i>m</i>	50 / 30	70 / 30	75 / 30	75 / 30
Current Quantity of Refrigerant	<i>kg</i>	1.9	3.2	3.2	3.2
Chargeless / Additional Refrigerant Charge	<i>m / g/m</i>	20 / 40	30 / 40	30 / 60	30 / 60
Recommended fuse size - 1Ph/3Ph	<i>A</i>	20/-	32/16	32/16	32/16
Starting current - 1Ph/3Ph	<i>A</i>	<10	<10	<10	<10
Running current (cooling / heating) 1Ph (3Ph)	<i>A</i>	9.4/8.3 (-/-)	11.2/10.1 (4.1/3.7)	15.5/15.1 (5.7/5.5)	18.1/19.0 (6.6/6.9)
Interconnecting Cables	<i>No.</i>	LNE + 2 core screened			
Working Range (cooling / heating)	<i>°C</i>	-5°C - 46 (db)°C / -20 (wb)°C - 15 (wb)°C			
Refrigerant / GWP		R410a / 1975	R410a / 1975	R410a / 1975	R410a / 1975
Compressor type		Scroll	Scroll	Scroll	Scroll

(1) Nominal Cooling: Internal temperature 27°C db (19°C wb) - Ambient 35°C

(2) Nominal Heating: Internal temperature 20°C - Ambient 7°C db (6°C wb)

(3) UK Cooling: Internal Temperature 23°C db (16°C wb) - Ambient 30°C

(4) Data calculated in accordance to prEN14825 and the Commission Communication 2012/C 172/01

(5) Nominal load efficiency (Cooling 35°C/27°C, Heating 7°C/20°C)

(6) Sound pressure level is measured at 1.5m below the unit (Measured in an anechoic chamber)

(7) Sound pressure level is measured at 1.0m from the unit front surface and 1.5m from floor level (Measured in an anechoic chamber)

(8) Sound power level is the A-weighted sound power level [dB(A)] measured at standard rated conditions for the «cooling» mode operation in accordance to EN12102.

UTOPIA IVX PREMIUM

HIGH EFFICIENCY

4-WAY CASSETTE

SCOP
A++

SEER
A++



RCI 3-6FSN3

Indoor units

- /// Nominal cooling capacities 5.0kW to 14.0kW
- /// Nominal heating capacities 5.6kW to 16.0kW
- /// Standard 900mm x 900mm design
- /// New heat exchanger and Super High Stream turbo fan with curved blades for 20% increased efficiency with noise levels as low as 28dB(A)
- /// Optional motion sensor adjusts heating and cooling levels as room occupancy changes allowing high energy savings
- /// Built-in condensate drain pump with ionic silver antibacterial pads to prevent mould and bacteria
- /// Suitable for installation in areas with high ceilings – ideal for retail and shopping centres.



PC ARF



MOTION SENSOR

Remote Controller

- /// Advanced PC-ARF wired LED controller (inc. 7-day time clock)
 - Louvre control
 - 5 time ranges with different temperatures (reduced, weekly, holiday etc)
 - Service menu and optional function menus, *add your contact details to be shown when there is an error*
- /// Alternative option: PC LH3B infra-red remote control - see pages 238-239.



RAS 2-2.5HVNP1



RAS 3HVNP1E



RAS 4-6H(V)NP1E

Outdoor units

- /// New DC inverter compressor for improved low-speed and part-load seasonal performance
- /// SCOP of up to 4.77 A++ rating and SEERof up to 7.88 A++ rating
- /// Adjust temperature settings according to occupancy and external environmental conditions to save on energy
- /// All IVX Premium models are ErP compliant, exceeding the 2014 ErP Lot 10 standards.



RCI 2-6FSN3

SYSTEM
FREE

DC
INVERTER

R-410A

R-410A
replace
R-407C | R-22

UTOPIA IVX PREMIUM / HIGH EFFICIENCY 4-WAY CASSETTE



INDOOR UNITS

		RCI 2.0FSN3	RCI 2.5FSN3	RCI 3.0FSN3	RCI 4.0FSN3	RCI 5.0FSN3	RCI 6.0FSN3
Nominal Cooling Capacity (min - max) ⁽¹⁾	<i>kW</i>	5.00 (2.20 - 5.60)	5.60 (2.20 - 6.30)	7.1 (3.2 - 8.0)	10 (4.5 - 11.2)	12.5 (5.7 - 14.0)	14.0 (6.0 - 16.0)
Nominal Heating Capacity (min - max) ⁽²⁾	<i>kW</i>	5.60 (2.20 - 7.10)	6.30 (2.20 - 8.00)	8.0 (3.5 - 10.6)	11.2 (5.0 - 14.0)	14.0 (5.0 - 16.0)	16.0 (5.0 - 18.0)
UK Cooling Capacity (sensible) ⁽³⁾	<i>kW</i>	5.3 (4.7)	5.9 (5.1)	7.7 (6.2)	10.6 (8.2)	13.2 (9.5)	15.7 (10.8)
Seasonal Efficiency SEER ⁽⁴⁾		6.49	6.05	7.42	7.88	-	-
Energy Efficiency Class		A++	A+	A++	A++	-	-
Seasonal Efficiency SCOP ⁽⁴⁾ (Average Climate)		4.67	4.77	4.37	4.68	-	-
Energy Efficiency Class		A++	A++	A+	A++	-	-
Nominal Load Efficiency EER / COP ⁽⁵⁾		4.03 / 4.68	3.46 / 4.00	3.97 / 4.40	4.02 / 4.5	3.37 / 3.89	3.26 / 3.56
Energy Class (Cool/Heat)		A / A	A / A	A / A	A / A	A / A	A / B
Noise Level (sound pressure) ⁽⁶⁾	<i>dB(A)</i>	27/30/32/37	28/32/36/42	28/32/36/42	33/39/43/48	35/40/45/48	37/41/46/48
Noise level (sound power) ⁽⁶⁾	<i>dB(A)</i>	55	56	57	64	64	65
Air flow cooling mode (L/M/H/H2)	<i>m³/h</i>	660/840/1020/1320	840/1080/1380/1619	840/1080/1380/1620	1200/1440/1860/2220	1260/1560/1980/2220	1320/1680/2100/2220
Dimensions (H x W x D)	<i>mm</i>	248 x 840 x 840	248 x 840 x 840	298 x 840 x 840	298 x 840 x 840	298 x 840 x 840	298 x 840 x 840
Weight	<i>kg</i>	26	26	26	26	26	26
Fascia Panel		P-AP160NAE (with Motion Sensor) P-AP160NA1 (without Motion Sensor)					
Fascia Panel Dimensions	<i>mm</i>	37 x 950 x 950	37 x 950 x 950	37 x 950 x 950	37 x 950 x 950	37 x 950 x 950	37 x 950 x 950
Fascia Panel Weight	<i>kg</i>	6.5	6.5	6.5	6.5	6.5	6.5
Included Condensate Pump		yes	yes	yes	yes	yes	yes
Condensate Pump Lift		850 mm from the bottom edge of the unit					
Drain Diameter (ext)		φ32mm	φ32mm	φ32mm	φ32mm	φ32mm	φ32mm
Piping Diameter (Liquid / Gas)	<i>Inch</i> <i>mm</i>	3/8 / 5/8 9.53 / 15.88	3/8 / 5/8 9.53 / 15.88	3/8 / 5/8 9.53 / 15.88	3/8 / 5/8 9.53 / 15.88	3/8 / 5/8 9.53 / 15.88	3/8 / 5/8 9.53 / 15.88
Power Input	<i>w</i>	57	57	57	127	127	127
Power supply		230V / 1Ph / 50Hz	230V / 1Ph / 50Hz	230V / 1Ph / 50Hz	230V / 1Ph / 50Hz	230V / 1Ph / 50Hz	230V / 1Ph / 50Hz
Recommended fuse size	<i>A</i>	5	5	5	5	5	5
Remote Controller		PC ARF (PC-ART, infra-red and simplified model optional)					

* Four fan speeds only available with PC-ARF wired controller or PC-LH3B infra-red controller/receiver kit

OUTDOOR UNITS

		RAS 2HVNP1	RAS 2.5HVNP1	RAS 3HVNP1	RAS 4H(V)NP1E	RAS 5H(V)NP1E	RAS 6H(V)NP1E
Power supply (10/30)		230V / 1Ph / 50Hz	230V / 1Ph / 50Hz	230V / 1Ph / 50Hz	(230V / 1Ph / 50Hz) - 400V / 3Ph / 50Hz		
Noise level cooling (sound pressure) (night mode) ⁽⁷⁾	<i>dB(A)</i>	44 (42)	45 (43)	46 (42)	47 (43)	48 (44)	48 (45)
Noise level heating (sound pressure) ⁽⁷⁾	<i>dB(A)</i>	46	47	48	49	50	57
Noise level (sound power) ⁽⁸⁾	<i>dB(A)</i>	62	63	63	63	64	65
Air flow (Cooling / Heating)	<i>m³/h</i>	2436	2436	2700	4800	5400	6000
Dimensions (H x W x D)	<i>mm</i>	600 x 792 x 300	600 x 792 x 300	800 x 950 x 370	1380 x 950 x 370	1380 x 950 x 370	1380 x 950 x 370
Weight	<i>kg</i>	41	41	66	103	103	103
Piping diameter (Liquid / Gas)	<i>Inch</i> <i>mm</i>	1/4 / 1/2 6.35 / 12.7	1/4 / 1/2 6.35 / 12.7	3/8 / 5/8 9.53 / 15.88	3/8 / 5/8 9.53 / 15.88	3/8 / 5/8 9.53 / 15.88	3/8 / 5/8 9.53 / 15.88
Minimum Piping Length	<i>m</i>	5	5	5	5	5	5
Maximum Piping Length / Height Difference	<i>m</i>	50 / 30	50 / 30	50 / 30	75 / 30	75 / 30	75 / 30
Current Quantity of Refrigerant	<i>kg</i>	1.6	1.6	2.3	4.1	4.2	4.2
Chargeless / Additional Refrigerant Charge	<i>m / g/m</i>	30 / 30	30 / 30	30 / 40	30 / 60	30 / 60	30 / 60
Recommended fuse size - 1Ph/3Ph	<i>A</i>	16/-	20/-	20/-	32/16	32/16	32/16
Starting current - 1Ph/3Ph	<i>A</i>	<10	<10	<10	<10	<10	<10
Running current (cooling / heating) 1Ph (3Ph)	<i>A</i>	5.1/4.9 (-/-)	5.4/5.7 (-/-)	6.4/6.7 (-/-)	8.7/8.9 (3.2/3.2)	13.7/12.8 (5.0/4.7)	17.3/15.9 (6.3/5.8)
Interconnecting Cables	<i>No.</i>	LNE + 2 core screened					
Working Range (cooling / heating)	<i>°C</i>	-5°C~46(db)°C / -20(wb)°C~15(wb)°C					
Refrigerant / GWP		R410a / 1975	R410a / 1975	R410a / 1975	R410a / 1975	R410a / 1975	R410a / 1975
Compressor type		Scroll	Scroll	Rotary	Scroll	Scroll	Scroll

(1) Nominal Cooling: Internal temperature 27°C db (19°C wb) - Ambient 35°C

(2) Nominal Heating: Internal temperature 20°C - Ambient 7°C db (6°C wb)

(3) UK Cooling: Internal Temperature 23°C db (16°C wb) - Ambient 30°C

(4) Data calculated in accordance to prEN14825 and the Commission Communication 2012/C 172/01

(5) Nominal load efficiency (Cooling 35°C/27°C, Heating 7°C/20°C)

(6) Sound pressure level is measured at 1.5m below the unit (Measured in an anechoic chamber)

(7) Sound pressure level is measured at 1.0m from the unit front surface and 1.5m from floor level (Measured in an anechoic chamber)

(8) Sound power level is the A-weighted sound power level [dB(A)] measured at standard rated conditions for the «cooling» mode operation in accordance to EN12102.

UTOPIA IX CENTRIFUGAL 4-WAY CASSETTE



RCI 5FSN3Ei



RCI 5FSN3



MOTION SENSOR



PC ARF



PC ART



RASC 5HVRN1E

Indoor units

- /// Nominal cooling capacity 12.5kW
- /// Nominal heating capacity 14.0kW
- /// Standard 900mm x 900mm design
- /// New heat exchanger and Super High Stream turbo fan with curved blades for 20% increased efficiency with noise levels as low as 28dB(A)
- /// Optional motion sensor adjusts heating and cooling levels as room occupancy changes allowing high energy savings
- /// Built-in condensate drain pump with ionic silver antibacterial pads to prevent mould and bacteria
- /// Suitable for installation in areas with very high ceilings – ideal for retail and shopping centres.

Remote controllers

- /// Advanced PC-ARF wired LED controller (inc. 7-day time clock)
 - Louvre control
 - 5 time ranges with different temperatures (reduced, weekly, holiday etc)
 - Service menu and optional function menus, *add your contact details to be shown when there is an error*
- /// Standard PC-ART wired remote controller (inc. 7-day time clock)
 - Louvre control
 - 4 programmable weekly schedules
 - Service menu, optional function menu and fault diagnostic
- /// Alternative option: infra-red or simplified remote control - see pages 238-239.

Outdoor units

- /// Only Utopia IX centrifugal on the market
- /// R410A refrigerant
- /// Installed indoors with field-supplied ductwork –ideal where external installation space is limited or planning restrictions apply
- /// Simple Wiring -Only one connection is required for the wiring between the indoor unit and outdoor unit and the total wiring length is reduced
- /// Low temperature operation as standard
- /// Flexible inlet air and outlet air option for easy installation
- /// Only 43cm high



RCI 5FSN3Ei

SYSTEM
FREE



UTOPIA IX CENTRIFUGAL / 4-WAY CASSETTE

INDOOR UNITS

		RCI 5.0FSN3E	RCI 5.0FSN3Ek	RCI 5.0FSN3
Nominal Cooling Capacity (min - max) ⁽¹⁾	<i>kW</i>	12.5 (5.7 - 14.0)	12.5 (5.7 - 14.0)	12.5 (5.7 - 14.0)
Nominal Heating Capacity (min - max) ⁽²⁾	<i>kW</i>	14.0 (5.0 - 16.0)	14.0 (5.0 - 16.0)	14.0 (5.0 - 16.0)
UK Cooling Capacity (sensible) ⁽³⁾	<i>kW</i>	13.2 (9.8)	13.2 (9.8)	13.2 (9.5)
Nominal Load Efficiency EER / COP ⁽⁴⁾ Energy Class (Cool/Heat)		2.71/3.1 D / D	2.71/3.1 D / D	2.77 / 3.15 D / D
Noise Level (sound pressure) (L/M/H/H2*) ⁽⁵⁾	<i>dB(A)</i>	35/37/35	35/37/35	35/40/45/48
Noise level (sound power) ⁽⁶⁾	<i>dB(A)</i>	61	61	64
Air flow cooling mode (L/M/H/H2*)	<i>m³/h</i>	1500/1740/2040	1500/1740/2040	1260/1560/1980/2220
Dimensions (H x W x D)	<i>mm</i>	298 x 840 x 840	298 x 840 x 840	298 x 840 x 840
Weight	<i>kg</i>	29	29	26
Fascia Panel		P-23NA -	P-AP160NAE (with Motion Sensor) P-AP160NA1 (without Motion Sensor)	P-AP160NAE (with Motion Sensor) P-AP160NA1 (without Motion Sensor)
Fascia Panel Dimensions	<i>mm</i>	37 x 950 x 950	37 x 950 x 950	37 x 950 x 950
Fascia Panel Weight	<i>kg</i>	6	6.5	6.5
Included Condensate Pump		yes	yes	yes
Condensate Pump Lift		850mm from bottom edge of unit		
Drain Diameter (ext)		φ32mm	φ32mm	φ32mm
Piping Diameter (Liquid / Gas)	<i>Inch</i> <i>mm</i>	3/8 / 5/8 9.53 / 15.88	3/8 / 5/8 9.53 / 15.88	3/8 / 5/8 9.53 / 15.88
Power Input	<i>w</i>	108	108	108
Power supply		230V / 1Ph / 50Hz		
Recommended fuse size	<i>A</i>	5	5	5
Remote Controller		PC ART (simplified model, PC ARF with optional infra-red)	PC ART (simplified model, PC ARF with optional infra-red)	PC ARF (PC-ART, infra-red and simplified model optional)

* Four fan speeds only available with RCI 5.0 FSN3 installed with PC-ARF wired controller or PC-LH3B infra-red controller/receiver kit

OUTDOOR UNITS

		RASC 5HVRNM1E
Power supply (10/30)		230V / 1Ph / 50Hz
Noise level cooling (sound pressure) (night mode) ⁽⁵⁾	<i>dB(A)</i>	55 (51)
Noise level heating (sound pressure) ⁽⁵⁾	<i>dB(A)</i>	56
Noise level (sound power) ⁽⁶⁾	<i>dB(A)</i>	71
Air flow (Cooling / Heating)	<i>m³/h</i>	3900
Dimensions (H x W x D)	<i>mm</i>	430 x 1250 x 1300
Weight	<i>kg</i>	176
Piping diameter (Liquid / Gas)	<i>Inch</i> <i>mm</i>	3/8 / 5/8 9.53 / 15.88
Minimum Piping Length	<i>m</i>	5
Maximum Piping Length / Height Difference	<i>m</i>	70 / 30
Current Quantity of Refrigerant	<i>kg</i>	3.1
Chargeless / Additional Refrigerant Charge	<i>m / g/m</i>	30 / Calculate
Recommended fuse size	<i>A</i>	32
Drain Diameter (ext)		φ25mm
Starting current (10/30)	<i>A</i>	<10
Running current (cooling / heating) (10/30)	<i>A</i>	22.0/21.6
Interconnecting Cables	<i>No.</i>	LNE + 2 core screened
Working Range (cooling / heating)	<i>°C</i>	-5°C~-46(db)°C / -20(wb)°C~-15.5(wb)°C
Refrigerant / GWP		R410a / 1975
Compressor type		Scroll

(1) Nominal Cooling: Internal temperature 27°C db (19°C wb) - Ambient 35°C

(2) Nominal Heating: Internal temperature 20°C - Ambient 7°C db (6°C wb)

(3) UK Cooling: Internal Temperature 23°C db (16°C wb) - Ambient 30°C

(4) Nominal load efficiency (Cooling 35°C/27°C, Heating 7°C/20°C)

(5) Sound pressure level is measured at 1.5m below the unit (Measured in an anechoic chamber)

(6) Sound power level is the A-weighted sound power level [dB(A)] measured at standard rated conditions for the «cooling» mode operation in accordance to EN12102.