


CEILING SUSPENDED



SCOP
A

SEER
A+



Utopia Split Systems

CEILING SUSPENDED

Hitachi's ultra slim ceiling suspended models are compact and modern, ideal for areas with limited wall space and without false ceilings.

COP
3.09



UTOPIA ES

RPC 3 - 5 - 6 FSN3E _____ pages 88 and 89

COP
3.55



UTOPIA IVX COMFORT

RPC 3 - 6 FSN3E _____ pages 90 and 91

RPC 3 - 6 FSN3 _____ pages 94 and 95

COP
3.60



UTOPIA IVX PREMIUM

RPC 2 - 6 FSN3E _____ pages 92 and 93

RPC 2 - 6 FSN3 _____ pages 96 and 97

COP
2.98



UTOPIA IVX CENTRIFUGAL

RPC 5 FSN3E _____ pages 98 and 99

RPC 5 FSN3 _____ pages 94 and 95

CEILING SUSPENDED

PERFECT FOR SHOPS, COMPLETELY FREES UP FLOOR SPACE



SCOP
A

SCOP
3.81

SEER
A+

SEER
5.92

IVX PREMIUM
CEILING
SUSPENDED

Functions

- Heating guaranteed with outside temperatures of -20°C
- Can be locked in heating only
- Condensate outlet on the side of your choice
- Intuitive multi-function remote control
- 5 time ranges with different temperatures (reduced, weekly, holiday)
- Start-up and settings for the optional features can be accessed from the remote control.

*All our models
can be locked in
heating only*

Design





- Thanks to the far-reaching circulation, the ceiling suspended unit is the perfect solution for shops. Fully built-in, it frees up floor space.



INTUITIVE PC ARF
REMOTE CONTROL



Wide range

	Nominal cooling output (kW)	5	5.6	7.1	10	12.5	14
 UTOPIA ES (pages 88 and 89)				/		/	/
 IVX COMFORT (pages 90 and 91) (pages 94 and 95)				/	/	/	/
 IVX PREMIUM (pages 92 and 93) (pages 96 and 97)		/	/	/	/	/	/
 IVX CENTRIFUGAL (pages 98 and 99)						/	

UTOPIA ES CEILING SUSPENDED

SEER
A



RPC 3-5-6FSN3E



PC ART



RAS 3HVRNS3



RAS 5-6H(V)RNS3

Indoor units

- ✓ Nominal cooling capacities 7.1kW to 14.0kW
- ✓ Nominal heating capacities 8.0kW to 16.0kW
- ✓ Drain lines connectable in two alternate locations for easy installation
- ✓ Fully adjustable mounting brackets allow installation in even the smallest area
- ✓ Centrifugal multi-blade fan and automatic swing louvre creates a powerful, quiet and evenly distributed airflow.

Remote controller

- ✓ Standard PC-ART wired remote controller (inc. 7-day time clock)
 - 4 programmable weekly schedules
 - Service menu, optional function menu and fault diagnostic
- ✓ Alternative option: infra-red or simplified remote control - see pages 238-239.

Outdoor units

- ✓ Compact design – single fan (up to 6HP)
- ✓ SCOP of up to 3.80 A rating and SEER of up to 4.31 C rating
- ✓ Available in single phase and three phase



RPC 3-5-6FSN3E

SYSTEM
FREE



UTOPIA ES CEILING SUSPENDED

INDOOR UNITS

		RPC 3.0FSN3E	RPC 5.0FSN3E	RPC 6.0FSN3E
Nominal Cooling Capacity (min - max) ⁽¹⁾	kW	7.1 (3.2 - 8.0)	12.50 (6.70 - 14.00)	14.0 (6.0 - 16.0)
Nominal Heating Capacity (min - max) ⁽²⁾	kW	8.0 (3.5 - 10.6)	14.00 (5.00 - 16.00)	16.0 (5.0 - 20.0)
UK Cooling Capacity (sensible) ⁽³⁾	kW	7.4 (5.3)	12.7 (9.1)	15.2 (10.9)
Seasonal Efficiency SEER ⁽⁴⁾		4.31	na	na
Energy Efficiency Class		C	*	*
Seasonal Efficiency SCOP ⁽⁴⁾ (Average Climate)		3.80	na	na
Energy Efficiency Class		A	*	*
Nominal Load Efficiency EER / COP ⁽⁵⁾		2.65 / 3.07	2.8 / 3.09	2.41 / 2.83
Energy Class (Cool/Heat)		D / D	D / D	E / D
Noise Level (sound pressure) (L / M / H) ⁽⁶⁾	dB(A)	39/45/49	41/46/49	44 / 48 / 50
Noise level (sound power) ⁽⁸⁾	dB(A)	65	65	66
Air flow cooling mode (L / M / H)	m ³ /h	960/1260/1620	1260/1680/2100	1620/1920/2220
Dimensions (H x W x D)	mm	225x1314x625	225x1574x625	225x1574x625
Weight	kg	35	41	41
Included Condensate Pump		No	No	No
Drain Diameter (ext)		φ25mm	φ25mm	φ20mm
Piping Diameter (Liquid / Gas)	Inch mm	3/8 / 5/8 9.53 / 15.88	3/8 / 5/8 9.53 / 15.88	3/8 / 5/8 9.53 / 15.88
Power Input	w	145	145	40
Power supply		230V / 1Ph / 50Hz	230V / 1Ph / 50Hz	230V / 1Ph / 50Hz
Recommended fuse size	A	5	5	5
Remote Controller		PC ART (PC-ARF, simplified model or optional infra-red)		

OUTDOOR UNITS

		RAS 3HVRNS3	RAS 5H(V)RNS2E	RAS 6H(V)RNS2E
Power supply (10/30)		230V / 1Ph / 50Hz	(230V / 1Ph / 50Hz) - 400V / 3Ph / 50Hz	(230V / 1Ph / 50Hz) - 400V / 3Ph / 50Hz
Noise level cooling (sound pressure) (night mode) ⁽⁷⁾	dB(A)	48 (46)	52 (50)	55 (53)
Noise level heating (sound pressure) ⁽⁷⁾	dB(A)	50	54	57
Noise level (sound power) ⁽⁸⁾	dB(A)	66	71	72
Air flow (Cooling / Heating)	m ³ /h	2682	4080	4800
Dimensions (H x W x D)	mm	600x792x300	800x950x370	800x950x370
Weight	kg	44	83	83
Piping diameter (Liquid / Gas)	Inch mm	3/8 / 5/8 9.53 / 15.88	3/8 / 5/8 9.53 / 15.88	3/8 / 5/8 9.53 / 15.88
Minimum Piping Length	m	5	5	5
Maximum Piping Length / Height Difference	m	50 / 30	50 / 30	50 / 30
Current Quantity of Refrigerant	kg	1.90	2.9	2.9
Chargeless / Additional Refrigerant Charge	m / g/m	30 / 50	30 / 60	30 / 60
Recommended fuse size - 1Ph/3Ph	A	25/-	32/16	32/16
Starting current - 1Ph/3Ph	A	<10	<10	<10
Running current (cooling / heating) 1Ph (3Ph)	A	10.0 / 8.8	18.4 / 18.5 (6.5 / 6.6)	24.6 / 23.8 (8.7 / 8.4)
Interconnecting Cables	No.	LNE + 2 core screened		
Working Range (cooling / heating)	°C	-5°C~43(db)°C / -20(wb)°C~15(wb)°C		
Refrigerant / GWP		R410a / 1975	R410a / 1975	R410a / 1975
Compressor type		Scroll	Scroll	Scroll

(1) Nominal Cooling: Internal temperature 27°C db (19°C wb) - Ambient 35°C

(2) Nominal Heating: Internal temperature 20°C - Ambient 7°C db (6°C wb)

(3) UK Cooling: Internal Temperature 23°C db (16°C wb) - Ambient 30°C

(4) Data calculated in accordance to prEN14825 and the Commission Communication 2012/C 172/01

(5) Nominal load efficiency (Cooling 35°C/27°C, Heating 7°C/20°C)

(6) Sound pressure level is measured at 1.0m below the unit and 1.0m from the discharge louvre (Measured in an anechoic chamber)

(7) Sound pressure level is measured at 1.0m from the unit front surface and 1.5m from floor level (Measured in an anechoic chamber)

(8) Sound power level is the A-weighted sound power level [dB(A)] measured at standard rated conditions for the "cooling" mode operation in accordance to EN12102.

UTOPIA IVX COMFORT CEILING SUSPENDED

SCOP
A

SEER
B



RPC 3-6FSN3E



PC ARF



PC ART



RAS 3HVNC1



RAS 4-5-6H(V)NC1E

Indoor units

- /// Nominal cooling capacities 7.1kW to 14.0kW
- /// Nominal heating capacities 8.0kW to 16.0kW
- /// Drain lines connectable in two alternate locations for easy installation
- /// Fully adjustable mounting brackets allow installation in even the smallest area
- /// Centrifugal multi-blade fan and electronic louvre with automatic movement creates a powerful, quiet and evenly distributed airflow.

Remote controllers

- /// Advanced PC-ARF wired LED controller (inc. 7-day time clock)
 - 5 time ranges with different temperatures (reduced, weekly, holiday etc)
 - Service menu and optional function menus, *add your contact details to be shown when there is an error*
- /// Standard PC-ART wired remote controller (inc. 7-day time clock)
 - 4 programmable weekly schedules
 - Service menu, optional function menu and fault diagnostic
- /// Alternative option: infra-red or simplified remote control - see pages 238-239.

Outdoor units

- /// Compact design - single fan (up to 6HP)
- /// Fully ErP compliant
- /// Available in single phase and three phase.



RPC 3-6FSN3E

SYSTEM
FREE



UTOPIA IX COMFORT CEILING SUSPENDED

INDOOR UNITS

		RPC 3.0FSN3E	RPC 4.0FSN3E	RPC 5.0FSN3E	RPC 6.0FSN3E
Nominal Cooling Capacity (min - max) ⁽¹⁾	kW	7.1 (3.2 - 8.0)	10.00 (4.50 - 11.20)	12.50 (5.70 - 14.00)	14.0 (6.0 - 16.0)
Nominal Heating Capacity (min - max) ⁽²⁾	kW	8.0 (3.5 - 10.6)	11.20 (5.00 - 14.00)	14.00 (5.00 - 16.00)	16.0 (5.0 - 20.0)
UK Cooling Capacity (sensible) ⁽³⁾	kW	7.7 (5.5)	10.6 (7.6)	13.2 (9.5)	15.6 (11.2)
Seasonal Efficiency SEER ⁽⁴⁾		4.68	4.61	-	-
Energy Efficiency Class		B	B	-	-
Seasonal Efficiency SCOP ⁽⁴⁾ (Average Climate)		3.80	3.80	-	-
Energy Efficiency Class		A	A	-	-
Nominal Load Efficiency EER / COP ⁽⁵⁾		2.65 / 3.07	2.8 / 3.33	2.99 / 3.1	3.0 / 3.04
Energy Class (Cool/Heat)		B / B	A / A	C / D	C / D
Noise Level (sound pressure) (L / M / H) ⁽⁶⁾	dB(A)	39/45/49	39/45/49	41/46/49	44/48/50
Noise level (sound power) ⁽⁶⁾	dB(A)	65	65	65	66
Air flow cooling mode (L / M / H)	m ³ /h	960/1260/1620	1140/1440/1800	1260/1680/2100	1620/1920/2220
Dimensions (H x W x D)	mm	225x1314x625	225x1314x625	225x1574x625	225x1574x625
Weight	kg	35	35	41	41
Included Condensate Pump		No	No	No	No
Drain Diameter (ext)		φ25mm	φ25mm	φ25mm	φ20mm
Piping Diameter (Liquid / Gas)	Inch mm	3/8 / 5/8 9.53 / 15.88	3/8 / 5/8 9.53 / 15.88	3/8 / 5/8 9.53 / 15.88	3/8 / 5/8 9.53 / 15.88
Power Input	w	145	145	145	40
Power supply		230V / 1Ph / 50Hz	230V / 1Ph / 50Hz	230V / 1Ph / 50Hz	230V / 1Ph / 50Hz
Recommended fuse size	A	5	5	5	5
Remote Controller		PC ART (PC-ARF, simplified model or optional infra-red)			

OUTDOOR UNITS

		RAS 3HVNC1	RAS 4H(V)NC1E	RAS 5H(V)NC1E	RAS 6H(V)NC1E
Power supply (10/30)		230V / 1Ph / 50Hz	(230V / 1Ph / 50Hz) - 400V / 3Ph / 50Hz		
Noise level cooling (sound pressure) (night mode) ⁽⁷⁾	dB(A)	48 (46)	52 (50)	52 (50)	55 (53)
Noise level heating (sound pressure) ⁽⁷⁾	dB(A)	50	54	54	57
Noise level (sound power) ⁽⁸⁾	dB(A)	66	68	68	71
Air flow (Cooling / Heating)	m ³ /h	2682	3720	4080	4800
Dimensions (H x W x D)	mm	600 x 792 x 300	1140 x 950 x 370	1140 x 950 x 370	1140 x 950 x 370
Weight	kg	44	79	89	89
Piping diameter (Liquid / Gas)	Inch mm	3/8 / 5/8 9.53 / 15.88	3/8 / 5/8 9.53 / 15.88	3/8 / 5/8 9.53 / 15.88	3/8 / 5/8 9.53 / 15.88
Minimum Piping Length	m				
Maximum Piping Length / Height Difference	m	50 / 30	70 / 30	75 / 30	75 / 30
Current Quantity of Refrigerant	kg	1.9	3.2	3.2	3.2
Chargeless / Additional Refrigerant Charge	m / g/m	20 / 40	30 / 40	30 / 60	30 / 60
Recommended fuse size - 1Ph/3Ph	A	20/-	32/16	32/16	32/16
Starting current - 1Ph/3Ph	A	<10	<10	<10	<10
Running current (cooling / heating) 1Ph (3Ph)	A	9.4/8.3 (-/-)	11.2/10.1 (4.1/3.7)	15.5/15.1 (5.7/5.5)	18.1/19.0 (6.6/6.9)
Interconnecting Cables	No.				
Working Range (cooling / heating)	°C	-5°C~-46(dB)°C / -20(wb)°C~-15(wb)°C			
Refrigerant / GWP		R410a / 1975	R410a / 1975	R410a / 1975	R410a / 1975
Compressor type		Scroll	Scroll	Scroll	Scroll

(1) Nominal Cooling: Internal temperature 27°C db (19°C wb) - Ambient 35°C

(2) Nominal Heating: Internal temperature 20°C - Ambient 7°C db (6°C wb)

(3) UK Cooling: Internal Temperature 23°C db (16°C wb) - Ambient 30°C

(4) Data calculated in accordance to prEN14825 and the Commission Communication 2012/C 172/01

(5) Nominal load efficiency (Cooling 35°C/27°C, Heating 7°C/20°C)

(6) Sound pressure level is measured at 1.0m below the unit and 1.0m from the discharge louvre (Measured in an anechoic chamber)

(7) Sound pressure level is measured at 1.0m from the unit front surface and 1.5m from floor level (Measured in an anechoic chamber)

(8) Sound power level is the A-weighted sound power level [dB(A)] measured at standard rated conditions for the "cooling" mode operation in accordance to EN12102.

UTOPIA IVX PREMIUM CEILING SUSPENDED

SCOP
A

SEER
A+



RPC 2-6FSN3E



PC ARF



PC ART



RAS 2-2.5HVNP1



RAS 3HVNP1E



RAS 4-6H(V)NP1E

Indoor units

- ✓ Nominal cooling capacities 5.0kW to 14.0kW
- ✓ Nominal heating capacities 5.6kW to 16.0kW
- ✓ Drain lines connectable in two alternate locations for easy installation
- ✓ Fully adjustable mounting brackets allow installation in even the smallest area
- ✓ Centrifugal multi-blade fan and electronic louvre with automatic movement creates a powerful, quiet and evenly distributed airflow.

Remote controllers

- ✓ Advanced PC-ARF wired LED controller (inc. 7-day time clock)
 - 5 time ranges with different temperatures (reduced, weekly, holiday etc)
 - Service menu and optional function menus, *add your contact details to be shown when there is an error*
- ✓ Standard PC-ART wired remote controller (inc. 7-day time clock)
 - 4 programmable weekly schedules
 - Service menu, optional function menu and fault diagnostic
- ✓ Alternative option: infra-red or simplified remote control - see pages 238-239.

Outdoor units

- ✓ New DC inverter compressor for improved low-speed and part-load seasonal performance
- ✓ SCOP of up to 3.81 A rating and SEER of up to 5.92 A+ rating
- ✓ Adjust temperature settings according to occupancy and external environmental conditions to save on energy
- ✓ All IVX Premium models are ErP compliant, exceeding the 2014 ErP Lot 10 standards.



RPC 2-6FSN3E

SYSTEM
FREE

DC
INVERTER

R-410A

R-410A
replace
R-407C | R-22

UTOPIA IX PREMIUM CEILING SUSPENDED

INDOOR UNITS

		RPC 2.0FSN3E	RPC 2.5FSN3E	RPC 3.0FSN3E	RPC 4.0FSN3E	RPC 5.0FSN3E	RPC 6.0FSN3E
Nominal Cooling Capacity (min - max) ⁽¹⁾	kW	5.0 (2.2 - 5.6)	7.1 (3.2 - 8.0)	5.6 (2.2 - 6.3)	10.00 (4.50 - 11.20)	12.50 (5.70 - 14.00)	14.0 (6.0 - 16.0)
Nominal Heating Capacity (min - max) ⁽²⁾	kW	5.6 (2.2 - 7.1)	8.0 (3.5 - 10.6)	6.3 (2.2 - 8.0)	11.20 (5.00 - 14.00)	14.00 (5.00 - 16.00)	16.0 (5.0 - 20.0)
UK Cooling Capacity (sensible) ⁽³⁾	kW	5.3 (3.8)	5.9 (4.2)	7.7 (5.5)	10.6 (7.6)	13.2 (9.5)	15.7 (11.3)
Seasonal Efficiency SEER ⁽⁴⁾		5.05	4.66	5.33	5.92	-	-
Energy Efficiency Class		B	B	A	A+	-	-
Seasonal Efficiency SCOP ⁽⁴⁾ (Average Climate)		3.80	3.80	3.80	3.81	-	-
Energy Efficiency Class		A	A	A	A	-	-
Nominal Load Efficiency EER / COP ⁽⁵⁾		3.48 / 2.87	2.96 / 2.87	3.38 / 3.40	3.60 / 3.60	3.09 / 3.48	2.79 / 3.34
Energy Class (Cool/Heat)		B / D	B / D	A / B	A / A	B / B	D / C
Noise Level (sound pressure) (L / M / H) ⁽⁶⁾	dB(A)	41/43/46	42/45/48	39/45/49	39/45/49	41/46/49	44/48/50
Noise level (sound power) ⁽⁶⁾	dB(A)	60	60	65	65	65	66
Air flow cooling mode (L / M / H)	m ³ /h	720/960/1080	900/1020/1260	960/1260/1620	1140/1440/1800	1260/1680/2100	1620/1920/2220
Dimensions (H x W x D)	mm	163x1314x625	163x1314x625	225x1314x625	225x1314x625	225x1574x625	225x1574x625
Weight	kg	31	31	35	35	41	41
Included Condensate Pump		No	No	No	No	No	No
Drain Diameter (ext)		φ25mm	φ25mm	φ25mm	φ25mm	φ25mm	φ20mm
Piping Diameter (Liquid / Gas)	Inch mm	3/8 / 5/8 9.53 / 15.88	3/8 / 5/8 9.53 / 15.88	3/8 / 5/8 9.53 / 15.88	3/8 / 5/8 9.53 / 15.88	3/8 / 5/8 9.53 / 15.88	3/8 / 5/8 9.53 / 15.88
Power Input	w	75	75	145	145	145	40
Power supply		230V / 1Ph / 50Hz	230V / 1Ph / 50Hz	230V / 1Ph / 50Hz	230V / 1Ph / 50Hz	230V / 1Ph / 50Hz	230V / 1Ph / 50Hz
Recommended fuse size	A	5	5	5	5	5	5
Remote Controller		PC ART (PC-ARF, simplified model or optional infra-red)					

OUTDOOR UNITS

		RAS 2HVN1	RAS 2.5HVN1	RAS 3HVN1	RAS 4H(V)NP1E	RAS 5H(V)NP1E	RAS 6H(V)NP1E
Power supply (10/30)		230V / 1Ph / 50Hz	230V / 1Ph / 50Hz	230V / 1Ph / 50Hz	(230V / 1Ph / 50Hz) - 400V / 3Ph / 50Hz		
Noise level cooling (sound pressure) (night mode) ⁽⁷⁾	dB(A)	44 (42)	45 (43)	46 (42)	47 (43)	48 (44)	48 (45)
Noise level heating (sound pressure) ⁽⁷⁾	dB(A)	46	47	48	49	50	50
Noise level (sound power) ⁽⁸⁾	dB(A)	62	63	63	63	64	65
Air flow (Cooling / Heating)	m ³ /h	2436	2436	2700	4800	5400	6000
Dimensions (H x W x D)	mm	600 x 792 x 300	600 x 792 x 300	800 x 950 x 370	1380 x 950 x 370	1380 x 950 x 370	1380 x 950 x 370
Weight	kg	41	41	66	103	103	103
Piping diameter (Liquid / Gas)	Inch mm	1/4 / 1/2 6.35 / 12.7	1/4 / 1/2 6.35 / 12.7	3/8 / 5/8 9.53 / 15.88	3/8 / 5/8 9.53 / 15.88	3/8 / 5/8 9.53 / 15.88	3/8 / 5/8 9.53 / 15.88
Minimum Piping Length	m	5	5	5	5	5	5
Maximum Piping Length / Height Difference	m	50 / 30	50 / 30	50 / 30	75 / 30	75 / 30	75 / 30
Current Quantity of Refrigerant	kg	1.6	1.6	2.3	4.1	4.2	4.2
Chargeless / Additional Refrigerant Charge	m / g/m	30 / 30	30 / 30	30 / 40	30 / 60	30 / 60	30 / 60
Recommended fuse size - 1Ph/3Ph	A	16/-	20/-	20/-	32/16	32/16	32/16
Starting current - 1Ph/3Ph	A	<10	<10	<10	<10	<10	<10
Running current (cooling / heating) 1Ph (3Ph)	A	5.1/4.9 (-/-)	5.4/5.7(-/-)	6.4/6.7 (-/-)	8.7/8.9 (3.2/3.2)	13.7/12.8 (5.0/4.7)	17.3/15.9 (6.3/5.8)
Interconnecting Cables	No.	LNE + 2 core screened					
Working Range (cooling / heating)	°C	-5°C~46(db)°C / -20(wb)°C~15(wb)°C					
Refrigerant / GWP		R410a / 1975	R410a / 1975	R410a / 1975	R410a / 1975	R410a / 1975	R410a / 1975
Compressor type		Scroll	Scroll	Rotary	Scroll	Scroll	Scroll

(1) Nominal Cooling: Internal temperature 27°C db (19°C wb) - Ambient 35°C

(2) Nominal Heating: Internal temperature 20°C - Ambient 7°C db (6°C wb)

(3) UK Cooling: Internal Temperature 23°C db (16°C wb) - Ambient 30°C

(4) Data calculated in accordance to prEN14825 and the Commission Communication 2012/C 172/01

(5) Nominal load efficiency (Cooling 35°C/27°C, Heating 7°C/20°C)

(6) Sound pressure level is measured at 1.0m below the unit and 1.0m from the discharge louvre (Measured in an anechoic chamber)

(7) Sound pressure level is measured at 1.0m from the unit front surface and 1.5m from floor level (Measured in an anechoic chamber)

(8) Sound power level is the A-weighted sound power level [dB(A)] measured at standard rated conditions for the "cooling" mode operation in accordance to EN12102.

UTOPIA IVX COMFORT HI EFFICIENCY CEILING SUSPENDED

SCOP
A

SEER
B



RPC 3-6FSN3



PC ARF



PC ART



RAS 3HVNC1



RAS 4-5-6H(V)NC1E

Indoor units

- /// Nominal cooling capacities 7.1kW to 14.0kW
- /// Nominal heating capacities 8.0kW to 16.0kW
- /// Drain lines connectable in two alternate locations for easy installation
- /// Fully adjustable mounting brackets allow installation in even the smallest area
- /// Centrifugal multi-blade fan and electronic louvre with automatic movement creates a powerful, quiet and evenly distributed airflow.

Remote controllers

- /// Advanced PC-ARF wired LED controller (inc. 7-day time clock)
 - 5 time ranges with different temperatures (reduced, weekly, holiday etc)
 - Service menu and optional function menus, *add your contact details to be shown when there is an error*
- /// Standard PC-ART wired remote controller (inc. 7-day time clock)
 - 4 programmable weekly schedules
 - Service menu, optional function menu and fault diagnostic
- /// Alternative option: infra-red or simplified remote control - see pages 238-239.

Outdoor units

- /// Compact design - single fan (up to 6HP)
- /// Fully ErP compliant
- /// Available in single phase and three phase.



RPC 3-6FSN3

SYSTEM
FREE

DC
INVERTER

R-410A

R-410A
replace
R-407C | R-22

UTOPIA IVX COMFORT HI EFFICIENCY / CEILING SUSPENDED

INDOOR UNITS (HI EFFICIENCY)

		RPC 3.0FSN3	RPC 4.0FSN3	RPC 5.0FSN3	RPC 6.0FSN3
Nominal Cooling Capacity (min - max) ⁽¹⁾	kW	7.1 (3.2 - 8.0)	10.00 (4.50 - 11.20)	12.50 (6.70 - 14.00)	14.0 (6.0 - 16.0)
Nominal Heating Capacity (min - max) ⁽²⁾	kW	8.0 (3.5 - 10.6)	11.20 (5.00 - 14.00)	14.00 (6.00 - 16.00)	16.0 (5.0 - 20.0)
UK Cooling Capacity (sensible) ⁽³⁾	kW	7.7 (5.5)	10.6 (7.6)	13.2 (9.5)	15.6 (11.2)
Seasonal Efficiency SEER ⁽⁴⁾		5.29	5.02	-	-
Energy Efficiency Class		A	B	-	-
Seasonal Efficiency SCOP ⁽⁴⁾ (Average Climate)		4.13	3.90	-	-
Energy Efficiency Class		A+	A	-	-
Nominal Load Efficiency EER / COP ⁽⁵⁾		3.1 / 3.43	3.08 / 3.85	2.72 / 3.55	2.55 / 3.64
Energy Class (Cool/Heat)		B / B	B / A	D / B	E / A
Noise Level (sound pressure) (L/M/H/H2) ⁽⁶⁾	dB(A)	29/33/37/40	32/37/42/44	35/41/48/48	36/42/47/49
Noise level (sound power) ⁽⁶⁾	dB(A)	56	60	64	65
Air flow cooling mode (L/M/H/H2)	m ³ /h	750/930/1110/1260	1020/1320/1590/1800	1200/1530/1860/2100	1260/1620/1950/2220
Dimensions (H x W x D)	mm	235x960x690	235x1580x690	235x1580x690	235x1580x690
Weight	kg	35	41	41	41
Included Condensate Pump		Opt.	Opt.	Opt.	Opt.
Drain Diameter (ext)		φ25mm	φ25mm	φ25mm	φ20mm
Piping Diameter (Liquid / Gas)	Inch mm	3/8 / 5/8 9.53 / 15.88	3/8 / 5/8 9.53 / 15.88	3/8 / 5/8 9.53 / 15.88	3/8 / 5/8 9.53 / 15.88
Power Input	w	80	160	160	160
Power supply		230V / 1Ph / 50Hz	230V / 1Ph / 50Hz	230V / 1Ph / 50Hz	230V / 1Ph / 50Hz
Recommended fuse size	A	5	5	5	5
Motion Sensor Kit		SOR-NEP			
Remote Controller		PC ART (PC-ARF, simplified model or optional infra-red)			

* Four fan speeds only available with PC-ARF wired controller or PC-LH3B infra-red controller/receiver kit

OUTDOOR UNITS

		RAS 3HVNC1	RAS 4H(V)NC1E	RAS 5H(V)NC1E	RAS 6H(V)NC1E
Power supply (10/30)		230V / 1Ph / 50Hz	(230V / 1Ph / 50Hz) - 400V / 3Ph / 50Hz		
Noise level cooling (sound pressure) (night mode) ⁽⁷⁾	dB(A)	48 (46)	52 (50)	52 (50)	55 (53)
Noise level heating (sound pressure) ⁽⁷⁾	dB(A)	50	54	54	57
Noise level (sound power) ⁽⁸⁾	dB(A)	66	68	68	71
Air flow (Cooling / Heating)	m ³ /h	2682	3720	4080	4800
Dimensions (H x W x D)	mm	600 x 792 x 300	1140 x 950 x 370	1140 x 950 x 370	1140 x 950 x 370
Weight	kg	44	79	89	89
Piping diameter (Liquid / Gas)	Inch mm	3/8 / 5/8 9.53 / 15.88	3/8 / 5/8 9.53 / 15.88	3/8 / 5/8 9.53 / 15.88	3/8 / 5/8 9.53 / 15.88
Minimum Piping Length	m				
Maximum Piping Length / Height Difference	m	50 / 30	70 / 30	75 / 30	75 / 30
Current Quantity of Refrigerant	kg	1.9	3.2	3.2	3.2
Chargeless / Additional Refrigerant Charge	m / g/m	20 / 40	30 / 40	30 / 60	30 / 60
Recommended fuse size - 1Ph/3Ph	A	20/-	32/16	32/16	32/16
Starting current - 1Ph/3Ph	A	<10	<10	<10	<10
Running current (cooling / heating) 1Ph (3Ph)	A	9.4/8.3 (-/-)	11.2/10.1 (4.1/3.7)	15.5/15.1 (5.7/5.5)	18.1/19.0 (6.6/6.9)
Interconnecting Cables	No.	LNE + 2 core screened			
Working Range (cooling / heating)	°C	-5°C~46(db)°C / -20(wb)°C~15(wb)°C			
Refrigerant / GWP		R410a / 1975	R410a / 1975	R410a / 1975	R410a / 1975
Compressor type		Scroll	Scroll	Rotary	Scroll

(1) Nominal Cooling: Internal temperature 27°C db (19°C wb) - Ambient 35°C

(2) Nominal Heating: Internal temperature 20°C - Ambient 7°C db (6°C wb)

(3) UK Cooling: Internal Temperature 23°C db (16°C wb) - Ambient 30°C

(4) Data calculated in accordance to prEN14825 and the Commission Communication 2012/C 172/01

(5) Nominal load efficiency (Cooling 35°C/27°C, Heating 7°C/20°C)

(6) Sound pressure level is measured at 1.0m below the unit and 1.0m from the discharge louvre (Measured in an anechoic chamber)

(7) Sound pressure level is measured at 1.0m from the unit front surface and 1.5m from floor level (Measured in an anechoic chamber)

(8) Sound power level is the A-weighted sound power level [dB(A)] measured at standard rated conditions for the "cooling" mode operation in accordance to EN12102.

UTOPIA IVX PREMIUM HI EFFICIENCY CEILING SUSPENDED

SCOP
A

SEER
A+



RPC 2-6FSN3



PC ARF



PC ART



RAS 2-2.5HVNP1



RAS 3HVNP1E



RAS 4-6H(V)NP1E

Indoor units

- /// Nominal cooling capacities 5.0kW to 14.0kW
- /// Nominal heating capacities 5.6kW to 16.0kW
- /// Drain lines connectable in two alternate locations for easy installation
- /// Fully adjustable mounting brackets allow installation in even the smallest area
- /// Centrifugal multi-blade fan and electronic louvre with automatic movement creates a powerful, quiet and evenly distributed airflow.

Remote controllers

- /// Advanced PC-ARF wired LED controller (inc. 7-day time clock)
 - 5 time ranges with different temperatures (reduced, weekly, holiday etc)
 - Service menu and optional function menus, *add your contact details to be shown when there is an error*
- /// Standard PC-ART wired remote controller (inc. 7-day time clock)
 - 4 programmable weekly schedules
 - Service menu, optional function menu and fault diagnostic
- /// Alternative option: infra-red or simplified remote control - see pages 238-239.

Outdoor units

- /// New DC inverter compressor for improved low-speed and part-load seasonal performance
- /// SCOP of up to 4.49 A+ rating and SEER of up to 6.53 A++ rating
- /// Adjust temperature settings according to occupancy and external environmental conditions to save on energy
- /// All IVX Premium models are ErP compliant, exceeding the 2014 ErP Lot 10 standards.



RPC 2-6FSN3

SYSTEM
FREE

DC
INVERTER

R-410A

R-410A
replace
R-407C | R-22

UTOPIA IVX PREMIUM HIGH EFFICIENCY / CEILING SUSPENDED



INDOOR UNITS (HI EFFICIENCY)

		RPC 2.0FSN3	RPC 2.5.0FSN3	RPC 3.0FSN3	RPC 4.0FSN3	RPC 5.0FSN3	RPC 6.0FSN3
Nominal Cooling Capacity (min - max) ⁽¹⁾	<i>kW</i>	5.0 (2.2 - 5.6)	7.1 (3.2 - 8.0)	7.1 (3.2 - 8.0)	10.00 (4.50 - 11.20)	12.50 (5.70 - 14.00)	14.0 (6.0 - 16.0)
Nominal Heating Capacity (min - max) ⁽²⁾	<i>kW</i>	5.6 (2.2 - 7.1)	8.0 (3.5 - 10.6)	8.0 (3.5 - 10.6)	11.20 (5.00 - 14.00)	14.00 (5.00 - 16.00)	16.0 (5.0 - 20.0)
UK Cooling Capacity (sensible) ⁽³⁾	<i>kW</i>	5.3 (3.8)	5.9 (4.2)	7.7 (5.5)	10.6 (7.6)	13.2 (9.5)	15.7 (11.3)
Seasonal Efficiency SEER ⁽⁴⁾		5.63	5.49	5.87	6.53	-	-
Energy Efficiency Class		A+	A	A+	A++	-	-
Seasonal Efficiency SCOP ⁽⁴⁾ (Average Climate)		4.44	4.49	4.00	4.23	-	-
Energy Efficiency Class		A+	A+	A+	A+	-	-
Nominal Load Efficiency EER / COP ⁽⁵⁾		3.72 / 4.06	4.0 / 4.12	3.68 / 4.15	4.48 / 4.44	3.38 / 4.09	3.11 / 3.86
Energy Class (Cool/Heat)		A / A	A / A	A / A	A / A	A / A	B / A
Noise Level (sound pressure) (L/M/H/H2) ⁽⁶⁾	<i>dB(A)</i>	28/31/35/38	28/31/35/38	29/33/37/40	32/37/42/44	35/41/45/48	36/42/47/49
Noise level (sound power) ⁽⁸⁾	<i>dB(A)</i>	54	54	56	60	64	65
Air flow cooling mode (L/M/H/H2)	<i>m³/h</i>	540/660/780/900	690/840/990/1140	750/930/1110/1260	1020/1320/1590/1800	1200/1530/1860/2100	1260/1620/1950/2220
Dimensions (H x W x D)	<i>mm</i>	235x960x690	235x960x690	235x960x690	235x1580x690	235x1580x690	235x1580x690
Weight	<i>kg</i>	26	27	35	41	41	41
Included Condensate Pump		Opt.	Opt.	Opt.	Opt.	Opt.	Opt.
Drain Diameter (ext)		φ25mm	φ25mm	φ25mm	φ25mm	φ25mm	φ20mm
Piping Diameter (Liquid / Gas)	<i>Inch</i> <i>mm</i>	1/4 / 5/8 6.35 / 15.88	3/8 / 5/8 9.53 / 15.88	3/8 / 5/8 9.53 / 15.88	3/8 / 5/8 9.53 / 15.88	3/8 / 5/8 9.53 / 15.88	3/8 / 5/8 9.53 / 15.88
Power Input	<i>w</i>	50	80	145	160	160	160
Power supply		230V / 1Ph / 50Hz	230V / 1Ph / 50Hz	230V / 1Ph / 50Hz	230V / 1Ph / 50Hz	230V / 1Ph / 50Hz	230V / 1Ph / 50Hz
Recommended fuse size	<i>A</i>	5	5	5	5	5	5
Motion Sensor Kit		SOR-NEP					
Remote Controller		PC ART (PC-ARF, simplified model or optional infra-red)					

* Four fan speeds only available with PC-ARF wired controller or PC-LH3B infra-red controller/receiver kit

OUTDOOR UNITS

		RAS 2HVNP1	RAS 2.5HVNP1	RAS 3HVNP1	RAS 4H(V)NP1E	RAS 5H(V)NP1E	RAS 6H(V)NP1E
Power supply (10/30)		230V / 1Ph / 50Hz	230V / 1Ph / 50Hz	230V / 1Ph / 50Hz	(230V / 1Ph / 50Hz) - 400V / 3Ph / 50Hz		
Noise level cooling (sound pressure) (night mode) ⁽⁷⁾	<i>dB(A)</i>	44 (42)	45 (43)	46 (42)	47 (43)	48 (44)	48 (45)
Noise level heating (sound pressure) ⁽⁷⁾	<i>dB(A)</i>	46	47	48	49	50	57
Noise level (sound power) ⁽⁸⁾	<i>dB(A)</i>	62	63	63	63	64	65
Air flow (Cooling / Heating)	<i>m³/h</i>	2436	2436	2700	4800	5400	6000
Dimensions (H x W x D)	<i>mm</i>	600 x 792 x 300	600 x 792 x 300	800 x 950 x 370	1380 x 950 x 370	1380 x 950 x 370	1380 x 950 x 370
Weight	<i>kg</i>	41	41	66	103	103	103
Piping diameter (Liquid / Gas)	<i>Inch</i> <i>mm</i>	1/4 / 1/2 6.35 / 12.7	1/4 / 1/2 6.35 / 12.7	3/8 / 5/8 9.53 / 15.88	3/8 / 5/8 9.53 / 15.88	3/8 / 5/8 9.53 / 15.88	3/8 / 5/8 9.53 / 15.88
Minimum Piping Length	<i>m</i>	5	5	5	5	5	5
Maximum Piping Length / Height Difference	<i>m</i>	50 / 30	50 / 30	50 / 30	75 / 30	75 / 30	75 / 30
Current Quantity of Refrigerant	<i>kg</i>	1.6	1.6	2.3	4.1	4.2	4.2
Chargeless / Additional Refrigerant Charge	<i>m / g/m</i>	30 / 30	30 / 30	30 / 40	30 / 60	30 / 60	30 / 60
Recommended fuse size - 1Ph/3Ph	<i>A</i>	16/-	20/-	20/-	32/16	32/16	32/16
Starting current - 1Ph/3Ph	<i>A</i>	<10	<10	<10	<10	<10	<10
Running current (cooling / heating) 1Ph (3Ph)	<i>A</i>	5.1/4.9 (-/-)	5.4/5.7 (-/-)	6.4/6.7 (-/-)	8.7/8.9 (3.2/3.2)	13.7/12.8 (5.0/4.7)	17.3/15.9 (6.3/5.8)
Interconnecting Cables	<i>No.</i>	LNE + 2 core screened					
Working Range (cooling / heating)	<i>°C</i>	-5°C~-46(dB)°C / -20(wb)°C~-15(wb)°C					
Refrigerant / GWP		R410a / 1975	R410a / 1975	R410a / 1975	R410a / 1975	R410a / 1975	R410a / 1975
Compressor type		Scroll	Scroll	Rotary	Scroll	Scroll	Scroll

(1) Nominal Cooling: Internal temperature 27°C db (19°C wb) - Ambient 35°C

(2) Nominal Heating: Internal temperature 20°C - Ambient 7°C db (6°C wb)

(3) UK Cooling: Internal Temperature 23°C db (16°C wb) - Ambient 30°C

(4) Data calculated in accordance to prEN14825 and the Commission Communication 2012/C 172/01

(5) Nominal load efficiency (Cooling 35°C/27°C, Heating 7°C/20°C)

(6) Sound pressure level is measured at 1.0m below the unit and 1.0m from the discharge louvre (Measured in an anechoic chamber)

(7) Sound pressure level is measured at 1.0m from the unit front surface and 1.5m from floor level (Measured in an anechoic chamber)

(8) Sound power level is the A-weighted sound power level [dB(A)] measured at standard rated conditions for the "cooling" mode operation in accordance to EN12102.

UTOPIA IVX CENTRIFUGAL CEILING SUSPENDED



RPC 5FSN3E



PC ARF



PC ART



RASC 5 HVRNM1E

Indoor units

- ✓ Nominal cooling capacity 12.5kW
- ✓ Nominal heating capacity 14.0kW
- ✓ Drain lines connectable in two alternate locations for easy installation
- ✓ Fully adjustable mounting brackets allow installation in even the smallest area
- ✓ Centrifugal multi-blade fan and electronic louvre with automatic movement creates a powerful, quiet and evenly distributed airflow.

Remote controllers

- ✓ Advanced PC-ARF wired LED controller (inc. 7-day time clock)
 - 5 time ranges with different temperatures (reduced, weekly, holiday etc)
 - Service menu and optional function menus, *add your contact details to be shown when there is an error*
- ✓ Standard PC-ART wired remote controller (inc. 7-day time clock)
 - 4 programmable weekly schedules
 - Service menu, optional function menu and fault diagnostic
- ✓ Alternative option: infra-red or simplified remote control - see pages 238-239.

Outdoor units

- ✓ Only Utopia IVX centrifugal on the market
- ✓ Installed indoors with field-supplied ductwork –ideal where external installation space is limited or planning restrictions apply
- ✓ Simple Wiring -Only one connection is required for the wiring between the indoor unit and outdoor unit and the total wiring length is reduced
- ✓ Low temperature operation as standard
- ✓ Flexible inlet air and outlet air option for easy installation
- ✓ Only 43cm high.



RPC 5FSN3E



UTOPIA IX CENTRIFUGAL CEILING SUSPENDED

INDOOR UNITS

		RPC 5.0FSN3E	RPC 5.0FSN3
Nominal Cooling Capacity (min - max) ⁽¹⁾	kW	12.50 (5.70 – 14.00)	12.50 (5.70 – 14.00)
Nominal Heating Capacity (min - max) ⁽²⁾	kW	14.00 (5.00 – 16.00)	14.00 (5.00 – 16.00)
UK Cooling Capacity (sensible) ⁽³⁾	kW	12.6 (9.1)	12.6 (9.1)
Nominal Load Efficiency EER / COP ⁽⁴⁾		2.63 / 2.98 D / D	TBC TBC
Energy Class (Cool/Heat)			
Noise Level (sound pressure) (L/M/H/H2*) ⁽⁵⁾	dB(A)	41/46/49	35/41/45/48
Noise level (sound power) ⁽⁶⁾	dB(A)	65	64
Air flow cooling mode (L/M/H/H2*)	m ³ /h	1260/1680/2100	1200/1530/1860/2100
Dimensions (H x W x D)	mm	225x1574x625	235x1580x690
Weight	kg	41	41
Included Condensate Pump		No	No
Drain Diameter (ext)		φ25mm	φ25mm
Piping Diameter (Liquid / Gas)	Inch mm	3/8 / 5/8 9.53 / 15.88	3/8 / 5/8 9.53 / 15.88
Power Input	w	145	160
Power supply		230V / 1Ph / 50Hz	230V / 1Ph / 50Hz
Recommended fuse size	A	5	5
Motion Sensor Kit		n/a	SOR-NEP
Remote Controller		PC ART (PC-ARF, simplified model or optional infra-red)	PC ART (PC-ARF, simplified model or optional infra-red)

* Four fan speeds only available with PC-ARF wired controller or PC-LH3B infra-red controller/receiver kit

OUTDOOR UNITS

		RASC 5HVRNM1E
Power supply (1Ø/3Ø)		230V / 1Ph / 50Hz
Noise level cooling (sound pressure) (night mode) ⁽⁵⁾	dB(A)	55 (51)
Noise level heating (sound pressure) ⁽⁵⁾	dB(A)	56
Noise level (sound power) ⁽⁶⁾	dB(A)	71
Air flow (Cooling / Heating)	m ³ /h	3900
Dimensions (H x W x D)	mm	430x1250x1300
Weight	kg	176
Piping diameter (Liquid / Gas)	Inch mm	3/8 / 5/8 9.53 / 15.88
Minimum Piping Length	m	5
Maximum Piping Length / Height Difference	m	70 / 30
Current Quantity of Refrigerant	kg	3.1
Chargeless / Additional Refrigerant Charge	m / g/m	30 / Calculate
Drain Diameter (ext)		φ25mm
Recommended fuse size	A	32
Starting current (1Ø/3Ø)	A	<10
Running current (cooling / heating) (1Ø/3Ø)	A	22.0/21.6
Interconnecting Cables	No.	LNE + 2 core screened
Working Range (cooling / heating)	°C	-5°C~46(db)°C / -20(wb)°C~15.5(wb)°C
Refrigerant / GWP		R410a / 1975
Compressor type		Scroll

(1) Nominal Cooling: Internal temperature 27°C db (19°C wb) - Ambient 35°C

(2) Nominal Heating: Internal temperature 20°C - Ambient 7°C db (6°C wb)

(3) UK Cooling: Internal Temperature 23°C db (16°C wb) - Ambient 30°C

(4) Nominal load efficiency (Cooling 35°C/27°C, Heating 7°C/20°C)

(5) Sound pressure level is measured at 1.5m below the unit (Measured in an anechoic chamber)

(6) Sound power level is the A-weighted sound power level [dB(A)] measured at standard rated conditions for the "cooling" mode operation in accordance to EN12102.